

Annex XV dossier

**PROPOSAL FOR IDENTIFICATION OF A SUBSTANCE AS A
CMR CAT 1 OR 2, PBT, vPvB OR A SUBSTANCE OF AN
EQUIVALENT LEVEL OF CONCERN**

Substance Name: Anthracene oil, anthracene paste, anthracene fraction

EC Number: 295-275-9

CAS Number: 91995-15-2

Submitted by: Germany

Version: August 2009

CONTENTS

1	IDENTITY OF THE SUBSTANCE AND PHYSICAL AND CHEMICAL PROPERTIES	4
1.1	Name and other identifiers of the substance	4
1.2	Composition of the substance	4
1.3	Physico-chemical properties	6
2	MANUFACTURE AND USES	7
3	CLASSIFICATION AND LABELLING	7
3.1	Classification in Annex VI of Regulation (EC) No 1272/2008	7
4	ENVIRONMENTAL FATE PROPERTIES	9
4.1.1	Abiotic degradation	9
4.1.2	Biodegradation	10
4.1.3	Summary and discussion of persistence	11
4.2	Environmental distribution	12
4.2.1	Adsorption/desorption	12
4.2.2	Volatilisation	12
4.2.3	Distribution modelling	12
4.3	Bioaccumulation	13
4.3.1	Aquatic bioaccumulation	13
4.3.2	Terrestrial bioaccumulation	14
4.3.3	Summary and discussion of bioaccumulation	14
5	HUMAN HEALTH HAZARD ASSESSMENT	15
6	HUMAN HEALTH HAZARD ASSESSMENT OF PHYSICO-CHEMICAL PROPERTIES	16
7	ENVIRONMENTAL HAZARD ASSESSMENT	17
7.1	Aquatic compartment (including sediment)	17
7.1.1	Toxicity test results	17
8	PBT, VPVB AND EQUIVALENT LEVEL OF CONCERN ASSESSMENT	18
8.1	Comparison with criteria from annex XIII	18
8.2	Emission characterisation	18
8.3	Conclusion of PBT and vPvB or equivalent level of concern assessment	18
1	INFORMATION ON EXPOSURE	19
2	INFORMATION ON ALTERNATIVES	19
2.1	Alternative substances	19
2.2	Alternative techniques	19

3 RISK-RELATED INFORMATION	20
----------------------------------	----

TABLES

Table 1: Summary of the physic-chemical properties of „anthracene oil, anthracene paste, anthracene fraction“ (CAS-Number 91995-15-2)	6
Table 2: Classification and labelling of „anthracene oil, anthracene paste, anthracene fraction“ according to Annex VI, part 3, Table 3.2 of Regulation (EC) No 1272/2008.....	7
Table 3: Classification and labelling of „anthracene oil, anthracene paste, anthracene fraction according to Annex VI, part 3, Table 3.1 of Regulation (EC) No 1272/2008.....	8
Table 4: Phototransformation of the relevant constituents of „anthracene oil, anthracene paste, anthracene fraction“. The data are taken from the Annex XV transitional dossier for coal tar pitch, high temperature (The Netherlands - Bureau REACH, 2009).	9
Table 5: Half-life classes of phenanthrene (The Netherlands - Bureau REACH, 2009).....	10
Table 6: Half-lives of relevant constituents present in „anthracene oil, anthracene paste, anthracene fraction“	11
Table 7: Log K _{OW} and log K _{OC} data of the relevant constituents present in „anthracene oil, anthracene paste, anthracene fraction“	12
Table 8: Henry constants and volatilisation of main constituents in municipal waste water treatment plants.	12
Table 9: Bioaccumulation factors in fish for phenanthrene (The Netherlands - Bureau REACH, 2009)	13

PROPOSAL FOR IDENTIFICATION OF A SUBSTANCE AS A CMR CAT 1 OR 2, PBT, VPVB OR A SUBSTANCE OF AN EQUIVALENT LEVEL OF CONCERN

Substance Name: Anthracene oil, anthracene paste, anthracene fraction

EC Number: 295-275-9

CAS Number: 91995-15-2

- *It is proposed to identify the substance as a PBT according to Article 57 (d).*
- *It is proposed to identify the substance as a vPvB according to Article 57 (e).*

Summary of how the substance meets the CMR (Cat 1 or 2), PBT or vPvB criteria, or is considered to be a substance of an equivalent level of concern.

PBT and the vPvB criteria

„Anthracene oil, anthracene paste, anthracene fraction“ (for easier reading the substance is henceforth written in quotation marks) is a UVCB substance consisting of different constituents. Among them are various PAH. One relevant compound is anthracene, which is present in „anthracene oil, anthracene paste, anthracene fraction“ in the range of 50-70 %. Anthracene has been placed on the Candidate List due to the identification as PBT-substance. Moreover, „anthracene oil, anthracene paste, anthracene fraction“ consists of further PAH in concentrations >0.1% (w/w) such as phenanthrene, which fulfils the PBT and vPvB criteria. Hence, „anthracene oil, anthracene paste, anthracene fraction“ fulfils the PBT and the vPvB-criteria according article 57 d) and e) of the REACH regulation.

Registration number(s) of the substance or of substances containing the substance:

JUSTIFICATION

1 IDENTITY OF THE SUBSTANCE AND PHYSICAL AND CHEMICAL PROPERTIES

1.1 Name and other identifiers of the substance

Chemical Name: Anthracene oil, anthracene paste, anthracene fraction

EC Number: 295-275-9

CAS Number: 91995-15-2

IUPAC Name:

1.2 Composition of the substance

According to the EC inventory „Anthracene oil, anthracene paste, anthracene fraction“ (CAS-Number 91995-15-2) is a complex combination of hydrocarbons from the distillation of anthracene obtained by the crystallization of anthracene oil from bituminous high temperature tar and boiling in the range of 330 °C to 350 °C. It contains chiefly anthracene, carbazole and phenanthrene. Additionally minor constituents might be present but are not reported. The following composition data refers to the information provided by industry in the IUCLID files.

Chemical Name: Anthracene

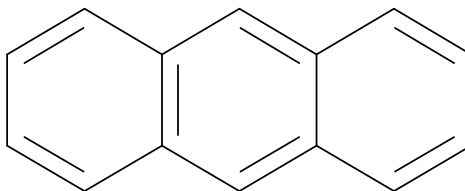
EC Number: 204-371-1

CAS Number: 120-12-7

IUPAC Name: Anthracene

Molecular Formula: C₁₄H₁₀

Structural Formula:

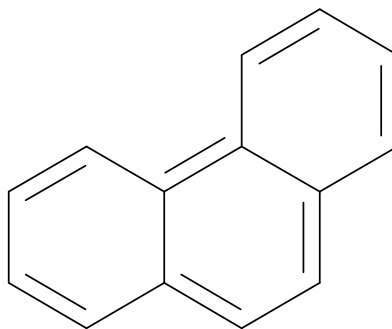


Molecular Weight: 178.23

Typical concentration (% w/w):

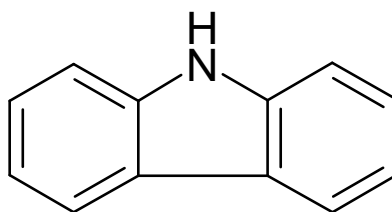
Concentration range (% w/w): 50-70

Chemical Name: Phenanthrene
EC Number: 201-581-5
CAS Number: 85-01-8
IUPAC Name: Phenanthrene
Molecular Formula: C₁₄H₁₀
Structural Formula:



Molecular Weight: 178.23
Typical concentration (% w/w):
Concentration range (% w/w): 25-45

Chemical Name: Carbazole
EC Number: 201-696-0
CAS Number: 86-74-8
IUPAC Name: 9H-carbazole
Molecular Formula: C₁₂H₉N
Structural Formula:



Molecular Weight: 167.21
Typical concentration (% w/w):
Concentration range (% w/w): 1-5

1.3 Physico-chemical properties

Table 1: Summary of the physic-chemical properties of „anthracene oil, anthracene paste, anthracene fraction“ (CAS-Number 91995-15-2)

REACH ref Annex, §	Property	IUCLID section	Value	[enter comment/reference or delete column]
VII, 7.1	Physical state at 20°C and 101.3 kPa	3.1	Solid	
VII, 7.2	Melting/freezing point	3.2	170-200 °C	IUCLID datafile; Depending on the concentration of the different substances
VII, 7.3	Boiling point	3.3	300-350 °C	IUCLID datafile; Depending on the concentration of the different substances
VII, 7.5	Vapour pressure	3.6	< 0.01 Pa	IUCLID datafile; Depending on the concentration of the different substances
VII, 7.7	Water solubility	3.8	< 1.29 mg/l	IUCLID datafile; Depending on the concentration of the different substances
VII, 7.8	Partition coefficient n-octanol/water (log value)	3.7 partition coefficient	3.84 – 4.68	IUCLID datafile; Depending on the concentration of the different substances

2 MANUFACTURE AND USES

Not relevant for this type of dossier.

3 CLASSIFICATION AND LABELLING

3.1 Classification in Annex VI of Regulation (EC) No 1272/2008

„Anthracene oil, anthracene paste, anthracene fraction“ has index number 648-406-00-1 in Annex VI, part 3, Tables 3.1 and 3.2 of Regulation (EC) No 1272/2008.

Its classification according to part 3 of Annex VI, Table 3.2 (the list of harmonised classification and labelling of hazardous substances from Annex I to Directive 67/548/EEC) of Regulation (EC) No 1272/2008) addressed in this dossier is provided in Table 2. For its main constituents (i.e. anthracene, phenanthrene and carbazole) there is no harmonized classification and labelling.

Table 2: Classification and labelling of „anthracene oil, anthracene paste, anthracene fraction“ according to Annex VI, part 3, Table 3.2 of Regulation (EC) No 1272/2008.

Name	CAS-No	Index-No	Classification	Labelling
„Anthracene oil, anthracene paste, anthracene fraction“ [#]	91995-15-2	648-406-00-1	Carc. Cat. 2; R45*	T; R45; S 53 – 45

[#]The classification and label shown for this substance applies to the dangerous property indicated by the risk phrases in combination with the category of danger shown. Manufacturers, importers and downstream users of this substance shall be obliged to carry out an investigation to make themselves aware of the relevant and accessible data which exists for all other properties to classify and label the substance. The final label shall follow the requirements of section 7 of Annex VI to Directive 67/548/EEC; * The classification as a carcinogen need not apply if it can be shown that the substance contains less than 0,005 % w/w benzo[a]-pyrene (EINECS No 200-028-5).

The harmonised classification and labelling of anthracene oil as hazardous substances according to Regulation (EC) No 1272/2008 (Annex VI, part 3, Table 3.1) is provided in Table 3. As mentioned above there is no harmonized classification for the main constituents of anthracene oil, anthracene paste, anthracene fraction“.

Table 3: Classification and labelling of „anthracene oil, anthracene paste, anthracene fraction according to Annex VI, part 3, Table 3.1 of Regulation (EC) No 1272/2008.

Name	CAS-No	Index-No	Classification	Labelling
„anthracene oil, anthracene paste, anthracene fraction“	91995-15-2	648-406-00-1	Carc. Cat. 1B [#] ;* H350	GHS08 Dgr H350

[#] The classification and labelling shown for this substance applies to the hazardous property(ies) indicated by the hazard statement(s) in combination with the hazard class(es) and category(ies) shown. The requirements of Article 4 (Regulation (EC) No. 1272/2008) for manufacturers, importers or downstream users of this substance apply to all other hazard classes and categories.;

*The classification as a carcinogen need not apply if it can be shown that the substance contains less than 0,005 % w/w benzo[a]-pyrene (EINECS No 200-028-5).

4 ENVIRONMENTAL FATE PROPERTIES

4.1. Degradation

4.1.1 Abiotic degradation

4.1.1.1 Phototransformation

Photolysis in the troposphere results in the formation of reactive hydroxyl (OH) and nitrate (NO₃) radicals and ozone (O₃), which react as oxidizing agent with organic compounds, like PAHs. These radical and ozone reactions comprise mainly the degradation of gas-phase PAH (Calvert *et al.*, 2002). The atmospheric behaviour of the main constituents of „anthracene oil, anthracene paste, anthracene fraction“¹ is shown below in Table 4

Table 4: Phototransformation of the relevant constituents of „anthracene oil, anthracene paste, anthracene fraction“. The data are taken from the Annex XV transitional dossier for coal tar pitch, high temperature (The Netherlands - Bureau REACH, 2009).

PAH (number of rings)	Representative lifetime in air with respect to reaction with			
	OH		NO ₃	O ₃
	Summer	Winter		
Phenanthrene (2)	9.0 h	1.9 d	-	-
Carbazole (2) ^{a)}	9.6 h	-	-	-

a) Specially calculated for this dossier using AOPwin v1.91

For the substances (table 5) the transformation rate in particle phase is expected to be slower. Particle phase transformation is, however, not assumed to be of relevance for the overall atmospheric lifetime, because e.g. only up to 3 % of atmospheric anthracene has been observed to appear in particle phase (European Chemicals Agency, 2008d).

Environmentally relevant exposure occurs in the whole water column and, in the case of the constituents of „anthracene oil, anthracene paste, anthracene fraction“ especially in sediment and soil. Photodegradation can be expected to be a relevant removal pathway in the environment only in very shallow clear waters and in the first few centimetres layer of the water column. Therefore aquatic photodegradation is not considered to have relevant impact on the overall persistency of „anthracene oil, anthracene paste, anthracene fraction“ in the environment.

4.1.1.2 Hydrolysis

Hydrolysis as a way of abiotic degradation can be considered as not relevant for the main constituents of the substance because of their chemical structures, e.g. anthracene is stable against

¹ Please note that data relevant for the constituent anthracene are not shown in this dossier, since anthracene has already been identified as a PBT substance (European Chemicals Agency, 2008d).

hydrolysis, photochemical transformation in water and sediments. This has been observed in laboratory and in “in situ” experiments. Half-lives for primary photodegradation in water have been reported in the range of 20 minutes to 125 hours depending on the experimental conditions used. The highest value corresponds to photolysis at winter conditions. Anthraquinone has been identified as the main abiotic degradation product of anthracene (European Chemicals Agency, 2008d). Because of the similar chemical structure (condensed aromatic rings) similar assumptions regarding the hydrolytic behaviour of the other constituents of „anthracene oil, anthracene paste, anthracene fraction“ can be made.

4.1.2 Biodegradation

4.1.2.1 Biodegradation estimation

4.1.2.2 Screening tests

In the table below phenanthrene was allocated to persistence classes on the basis of model calculations (Mackay *et al.*, 1992). These half-lives were applied in the Annex XV transitional report of coal tar pitch, high temperature (The Netherlands - Bureau REACH, 2009)

Table 5: Half-life classes of phenanthrene (The Netherlands - Bureau REACH, 2009)

Substance	Water		Soil		Sediment	
	class	Half-life [d]	Class	Half-life [d]	class	Half-life [d]
Phenanthrene	4	13 – 42	6	125 – 420	7	420 – 1250

In a 28 day ready biodegradability test (MITI I, OECD 301C) using 100 mg l⁻¹ PAH, respectively, and 30 mg l⁻¹ sludge readily biodegradation was detected for phenanthrene, For carbazole no biodegradation was measured (MITI-List, 2002).

Coover and Sims tested the persistence of PAHs in an unacclimated agricultural sandy loam soil in dependence of the temperature (Coover and Sims, 1987). Due to the method used for extraction and analysis, it remains unclear to which extent evaporation, adsorption and biodegradation may have contributed to the elimination process. The soil was spiked with a standard solution of 16 PAHs and incubated for 240 days. At 10°C 36% of phenanthrene was remaining. With increasing temperature the degradation increased to 19% (2%) of remaining phenanthrene, at 20°C (30°C).

4.1.2.3 Simulation tests

Biodegradation in soil

Biodegradation rates of several PAH in soil depend on several factors like soil type, pH, moisture content, oxygen and nutrient contents and soil microbial population. In addition, vegetation has been observed to enhance microbial biodegradation in the rhizosphere. Some of these factors may also explain why the half-lives observed under laboratory conditions are much shorter than those obtained from long-term field-based experiments (The Netherlands - Bureau REACH, 2009). The results of Wild *et al.* (1991) and Wild and Jones (1993) demonstrate the difference of tests conducted for several PAHs in field conditions compared to laboratory tests. Wild *et al.* (1991) observed an elimination half-life of 5.7 years for phenanthrene. In this field experiment soils were enriched with PAH-contaminated sludge (Wild *et al.*, 1991).

In another study Wild and Jones (1993) derived different half-lives in a microcosm study with four soil types (Wild and Jones, 1993). The elimination half-lives for phenanthrene were 83 – 193 days. It has to be noted that the latter results are derived from a greenhouse study and should therefore not be used for the P-assessment. Various studies on PAH-contaminated soils have shown that the number of PAH-degrading microorganisms and the degrading capacity are much higher in PAH-contaminated soils than in pristine soils indicating that adaptation has occurred (The Netherlands - Bureau REACH, 2009).

Grosser et al. studied the mineralization of ^{14}C -labeled carbazole in three different soils (Grosser *et al.*, 1991). The mineralization was measured by application of serum bottle radiorespirometry. The incubation was set up for 184 days, but after 60 days the curves had become asymptotic. The mineralization of carbazole was measured between undetectable and 46% within the test duration.

The fate of several PAHs in two different soils were tested by Park et al. (Park *et al.*, 1990). The half-life of phenanthrene was calculated in the range of 27 and 53 days (second soil: 13 – 18 days).

Table 6: Half-lives of relevant constituents present in „anthracene oil, anthracene paste, anthracene fraction“

Substance	Result	Reference
Phenanthrene	DisDT ₅₀ = 5.7 years (field study)	(Wild <i>et al.</i> , 1991)
	DisDT ₅₀ = 83 – 193 d (microcosm study)	(Wild and Jones, 1993)
	Elimination half- life in two different soils: DisDT ₅₀ = 27 – 53 d DisDT ₅₀ = 13 – 18 d	(Park <i>et al.</i> , 1990)
	DisDT ₅₀ = 8.5 years (field study)	(Wild <i>et al.</i> , 1991)
Carbazole	Degradation half-life: DegDT ₅₀ > 184 d (undetectable – 46% mineralization in 184 d)	(Grosser <i>et al.</i> , 1991)

4.1.3 Summary and discussion of persistence

Anthracene which is a main constituent of „anthracene oil, anthracene paste, anthracene fraction“ has been placed on the Candidate List due to its identification as a PBT-substance (European Chemicals Agency, 2008d).

Moreover, „anthracene oil, anthracene paste, anthracene fraction“ consists of further hardly degradable PAH constituents. The model calculations by Mackay et al. (1992) indicate that phenanthrene shows half-times in sediment > 180 days. Additionally in a field study half-lives of 5.7 years for phenanthrene have been measured in soil (Wild *et al.*, 1991).

Screening studies (OECD TG 301C) show, that carbazole is not readily biodegradable (MITI-List, 2002). Further studies show relatively long dissipation times for carbazole in soil (DegDT₅₀ > 184 d) (Grosser *et al.*, 1991).

Hence, constituents of „anthracene oil, anthracene paste, anthracene fraction“ fulfil the P and/or the vP criteria according to article 57 d) and e) of the REACH regulation.

4.2 Environmental distribution

4.2.1 Adsorption/desorption

The organic carbon partitioning coefficient $\log K_{OC}$ was calculated for the main constituents using the equation $\log K_{OC} = 0.81 * \log K_{OW} + 0.10$ (European Chemicals Agency, 2008b). The results are shown below in Table 7.

Table 7: Log K_{OW} and log K_{OC} data of the relevant constituents present in „anthracene oil, anthracene paste, anthracene fraction“

Substance	CAS-No.	log K_{OW} ^{a)}	log K_{OC}	K_{OC} (l/kg) ^{b)}
Phenanthrene	85-01-8	4.57	3.80	6,309
Carbazole	86-74-8	3.84	3.21	1,621

a) Values taken from Annex XV transitional report – CTPHT (European Chemicals Agency, 2009); b) calculation of K_{OC} according to Guidance document R.7a

It can be concluded that „anthracene oil, anthracene paste, anthracene fraction“ has a high potential to adsorb to organic matter and that it is not or only little mobile in soil and sediment.

4.2.2 Volatilisation

For the substance „anthracene oil, anthracene paste, anthracene fraction“ no measured data are available at the moment. According to the constituents' Henry' Law constants „anthracene oil, anthracene paste, anthracene fraction“ are appreciated to be moderately volatile. The calculated values are shown in Table 8 using the equation for Henry's law constant documented in Guidance Document R.16 (European Chemicals Agency, 2008b).

4.2.3 Distribution modelling

For the main constituents of „anthracene oil, anthracene paste, anthracene fraction“ the behaviour in the wastewater treatment plant was calculated under the assumption that no biodegradation occurs ($k=0/h$). The results are shown in Table 8

Table 8: Henry constants and volatilisation of main constituents in municipal waste water treatment plants.

Substance	Henry-constant ^a (Pa*m ³ /mol)	Distribution of PAH in STP ^b			
		% to air	% to water	% to sludge	% degraded
Phenanthrene	4.76	4.4	53.5	42.1	0.0
Carbazole	0.01	0.0	83.3	16.7	0.0

^a calculation of Henry's law coefficient according to Guidance Document R.16 (European Chemicals Agency, 2008c); ^b values for distribution in STP calculated with SimpleTreat 3.0 (debugged version, 7 Feb 97)

Due to the partitioning to solids, low to medium concentrations of these PAHs in aqueous solutions are expected. The share of volatilised „anthracene oil, anthracene paste, anthracene fraction“ constituents depends on the composition of the oil. Nevertheless volatilisation is not considered as a relevant route of distribution for „anthracene oil, anthracene paste, anthracene fraction“.

4.3 Bioaccumulation

4.3.1 Aquatic bioaccumulation

4.3.1.1 Bioaccumulation estimation

Based on the substance's log K_{OW} range from 3.84 – 4.68 „anthracene oil, anthracene paste, anthracene fraction“ is expected to bioaccumulate.

4.3.1.2 Measured bioaccumulation data

Bioaccumulation of various PAH has been measured in various species. Several studies have been discussed in detail in the risk assessment report of anthracene (de Maagd, 1996; de Voogt *et al.*, 1991; Djomo *et al.*, 1996) and in the Annex XV transitional report for coal tar pitch, high temperature (McLeese *et al.*, 1987; Petersen and Kristensen, 1998; Bruner *et al.*, 1994). The most relevant studies and results are summarized in the following table.

Table 9: Bioaccumulation factors in fish for phenanthrene (The Netherlands - Bureau REACH, 2009)

Substance	Species	BCF	R ^{a)}	Test system ^{b)}	Type ^{c)}	References
Phenanthrene	<i>Fish</i>					
	Brachydanio rerio (eggs)	9120 ^{d)}	3	R	equilibrium (total = parent)	(Petersen and Kristensen, 1998)
	Brachydanio rerio (eggs)	12303 ^{d)}	3	R	k1/k2 (total = parent)	(Petersen and Kristensen, 1998)
	Brachydanio rerio (larvae)	7943 ^{d)}	3	R	equilibrium (total = parent)	(Petersen and Kristensen, 1998)
	Brachydanio rerio (larvae)	6309 ^{d)}	3	R	k1/k2 (total = parent)	(Petersen and Kristensen, 1998)
	Gadus morhua (larvae)	10715 ^{d)}	3	R	equilibrium (total = parent)	(Petersen and Kristensen, 1998)
	Gadus morhua (larvae)	14454 ^{d)}	3	R	k1/k2 (total = parent)	(Petersen and Kristensen, 1998)
	Clupea harengus (larvae)	20893 ^{d)}	3	R	equilibrium (total = parent)	(Petersen and Kristensen, 1998)
	Clupea harengus (larvae)	21380 ^{d)}	3	R	k1/k2 (total = parent)	(Petersen and Kristensen, 1998)
	Scophthalmus maximus	11220 ^{d)}	3	R	equilibrium (total = parent)	(Petersen and Kristensen, 1998)
	Scophthalmus maximus	11482 ^{d)}	3	R	k1/k2 (total = parent)	(Petersen and Kristensen, 1998)
	Brachydanio rerio	13400 ^{d)}	3	S	k1/k2 (total)	(Djomo <i>et al.</i> , 1996)
	Pimephales promelas	6760	2	S	k1/k2 (parent)	(de Maagd, 1996)
	Pimephales promelas	3388	2	S	k1/k2 (parent)	(de Maagd, 1996)

a) Reliability score: 1-reliable without restrictions, 2-reliable with restrictions, 3-unreliable, 4-not assignable; b) S: static exposure system, F: flow-through system, R: static renewal system; c) k1/k2: uptake rate/depuration rate, total: total compound concentration (including transformation products), parent: parent compound concentration, NS, not steady state; d) based on dry weights

4.3.2 Terrestrial bioaccumulation

4.3.3 Summary and discussion of bioaccumulation

The bioaccumulation potential of anthracene has been described in the Annex XV-Dossier for identifying anthracene as a SVHC (European Chemicals Agency, 2008d). Anthracene has been placed on the Candidate List due to its identification as a PBT-substance (European Chemicals Agency, 2008a).

Moreover, a further constituent of „anthracene oil, anthracene paste, anthracene fraction“ has bioaccumulation potential, too. The BCF values of phenanthrene are >5000 in several studies.

In summary, constituents of „anthracene oil, anthracene paste, anthracene fraction“ fulfil the B and/or the vB criteria according to article 57 d) and e) of the REACH regulation.

5 HUMAN HEALTH HAZARD ASSESSMENT

Not relevant for this dossier

6 HUMAN HEALTH HAZARD ASSESSMENT OF PHYSICO-CHEMICAL PROPERTIES

Not relevant for this type of dossier.

7 ENVIRONMENTAL HAZARD ASSESSMENT

„Anthracene oil, anthracene paste, anthracene fraction“ consists of anthracene (50-70 %), which has already been identified as PBT-substance and has been added to the Candidate List (European Chemicals Agency, 2008d). Moreover, phenanthrene belongs to the 16 US-EPA PAH for which the aquatic NOEC values are < 0.01 mg/L (The Netherlands - Bureau REACH, 2009). The studies have been discussed in detail in the Annex XV transitional report for coal tar pitch, high temperature (The Netherlands - Bureau REACH, 2009).

7.1 Aquatic compartment (including sediment)

7.1.1 Toxicity test results

7.1.1.1 Fish

Short-term toxicity to fish

Long-term toxicity to fish

7.1.1.2 Aquatic invertebrates

Short-term toxicity to aquatic invertebrates

Long-term toxicity to aquatic invertebrates

7.1.1.3 Algae and aquatic plants

7.1.1.4 Sediment organisms

7.1.1.5 Other aquatic organisms

8 PBT, VPVB AND EQUIVALENT LEVEL OF CONCERN ASSESSMENT

8.1 Comparison with criteria from annex XIII

„Anthracene oil, anthracene paste, anthracene fraction“ is a UVCB substance consisting of a variety of different constituents. One main constituent is anthracene (50-70 %), which has already been identified as PBT-substance and has been added to the Candidate List (European Chemicals Agency, 2008d). Therefore, also „anthracene oil, anthracene paste, anthracene fraction“ fulfils the PBT criteria according to Annex XIII of the REACH regulation.

Moreover, „anthracene oil, anthracene paste, anthracene fraction“ consists of further PAH which, are hardly degraded. A study results in relatively long dissipation times for carbazole ($\text{DegDT}_{50} > 184 \text{ d}$) (Grosser *et al.*, 1991). In a field study half lives of 5.7 years for phenanthrene, have been measured in soil (Wild *et al.*, 1991). Therefore, several constituents of „Anthracene oil, anthracene paste, anthracene fraction“ fulfil the P and the vP criteria according to Annex XIII of the REACH regulation.

In several studies conducted with different fish species BCF values for phenanthrene, were measured > 5000 (Petersen and Kristensen, 1998; de Maagd, 1996; Djomo *et al.*, 1996). This means that phenanthrene meets the B and vB criteria according to Annex XIII of the REACH regulation.

Phenanthrene belongs to the 16 US-EPA PAH for which the aquatic NOEC values are $< 0.01 \text{ mg/L}$ (The Netherlands - Bureau REACH, 2009). Therefore, it also meets the T criterion.

8.2 Emission characterisation

8.3 Conclusion of PBT and vPvB or equivalent level of concern assessment

„Anthracene oil, anthracene paste, anthracene fraction“ is a UVCB substance consisting of a variety of different constituents. One main constituent is anthracene (50-70 %) which has already been identified as PBT-substance and has been added to the Candidate List (European Chemicals Agency, 2008a). Therefore also „anthracene oil, anthracene paste, anthracene fraction“ fulfils the PBT criteria according to Annex XIII of the REACH regulation.

The constituent phenanthrene is present in „anthracene oil, anthracene paste, anthracene fraction“ with more than 0.1% and fulfils the P, vP, B, VB and T criteria. Therefore it can be concluded that the UVCB substance „Anthracene oil, anthracene paste, anthracene fraction“ meets the P, vP, B, vB and T criteria and hence is considered as a PBT and vPvB substance.

INFORMATION ON USE, EXPOSURE, ALTERNATIVES AND RISKS

1 INFORMATION ON EXPOSURE

„Anthracene oil, anthracene paste, anthracene fraction“ is mainly used as an intermediate in the production of pure anthracene, which is intensively used in the production of artificial dyes. Anthracene oil is also used in the following applications:

- Component in technical tar oils (e.g. for production of carbon black, heating oils, bunker fuel)
- Production of basic chemicals
- Intermediate for phyto-pharmaceutical and human-pharmaceutical products.
- Impregnation agent (mostly as wood preservative, sometimes for ropes and sailcloth)
- Component in tar paints for special application (e.g. underwater corrosion protection)
- Component of waterproof membranes for roofing and other sealing purposes
- Component of asphalt used for road construction
- Supplementary blast furnace reducing agent
- Industrial viscosity modifier

For these applications the emission to the environment is estimated to be relevant. The emission factor for the life cycle steps “use” and “service life” and the related PECs can not be assessed for these applications, because these are wide dispersive uses and the emission factor also depends on the local environmental conditions. Though, there is no information on the annual amount of anthracene oil used for these environmentally relevant applications.

CEFIC was asked to answer detailed questions concerning exposure in January 2009. An official written reply to the questionnaire was received in July after the Annex XV dossier had already been supplied to ECHA. However, only information on main uses of anthracene oils was given.

2 INFORMATION ON ALTERNATIVES

2.1 Alternative substances

No information available.

2.2 Alternative techniques

No information available.

3 RISK-RELATED INFORMATION

Water Framework Directive (WFD)

According to Decision 2455/2001/EC anthracene is on the priority list of the Water Framework Directive 2000/60/EC. Moreover, according to the latest common position adopted by the Council, it has been identified as a “priority hazardous substance” under the WFD, which means that cessation or phasing-out of discharges, emissions and losses of anthracene has to be envisaged (Common position adopted by the Council of 29th November 2007, 11486/07). As a first step in this direction environmental quality standards for anthracene are proposed in the common position: the annual average concentration of anthracene should not exceed 0.1 µg/l, while the maximum allowable concentration must not exceed 0.4 µg/l in inland and other surface waters.

OTHER INFORMATION

It has to be mentioned that „anthracene oil, anthracene paste, anthracene fraction“ is only one example for a number of UVCB substances containing anthracene, irrespective from their origin (e.g. from chemical coal processing or from crude oil). Anthracene is a PBT-substance. Therefore all compounds and mixtures containing anthracene need to be considered for authorization in the future, since they also fulfil the PBT criteria according to Article 57 d) of the REACH-regulation. If those UVCB substances also contain further PAH, the vPvB criteria might be fulfilled, too.

References

- Bruner KA, Fisher SW, Landrum PF. 1994. The role of the zebra mussel, *Dreissena polymorpha*, on contaminant cycling: I. The effect of body size and lipid content on the bioconcentration of PCBs and PAHs. *J Great Lakes Res* 20(4):725-734.
- Calvert JG, Atkinson JR, Becker KH, Kamens RM, Seinfeld JH, Wallington TJ, Yarwood G. 2002. *The Mechanisms of Atmospheric Oxidation of Aromatic Hydrocarbons*. Oxford University Press, Oxford.
- Coover MP, Sims RC. 1987. The Effect of Temperature on Polycyclic Aromatic Hydrocarbon Persistence in an Unacclimated Agriculture Soil. *Hazard Waste Hazard Mater* 4(1).
- de Maagd PG-J. 1996. *Polycyclic aromatic hydrocarbons: Fate and effects in aquatic environment*. Utrecht University, Utrecht, The Netherlands.
- de Voogt P, van Hattum B, Leonards P, Klamer JC, Govers H. 1991 Sep. Bioconcentration of polycyclic heteroaromatic hydrocarbons in the guppy (*Poecilia reticulata*). *Aquat Toxicol* 20(3):169-194.
- Djomo JE, Garrigues P, Narbonne JF. 1996. Uptake and depuration of polycyclic aromatic hydrocarbons from sediment by the zebrafish (*Brachydanio rerio*). *Environ Toxicol Chem* 15(7):1177-1181.
- European Chemicals Agency. 2008a. Candidate List.
- European Chemicals Agency. 2008b. Chapter R.7a: Endpoint specific guidance. In: *Guidance On Information Requirements And Chemical Safety Assessment*. 1-428.
- European Chemicals Agency. 2008c. R.16: Environmental exposure estimation. In: *Guidance On Information Requirements And Chemical Safety Assessment*. 1-138.
- European Chemicals Agency. 2008d. Support document for identification of anthracene as a substance of very high concern. ECHA, 1-27.
- European Chemicals Agency. 2009. Annex XV transitional report: coal tar pitch, high temperature (CTPHT).
- Grosser RJ, Warshawsky D, Vestal JR. 1991. Indigenous and Enhanced Mineralization of Pyrene, Benzo[a]pyrene, and Carbazole in Soils. *Am Soc Microbiol* 57(12):3462-3469.
- Mackay D, Shiu WY, Ma K. 1992. *Illustrated handbook of physical-chemical properties and environmental fate for organic chemicals*. Vol. II: Polynuclear aromatic hydrocarbons, polychlorinated dioxins and dibenzofurans. Lewis Publishers, Chelsea.
- McLeese CW, Ray S, Burridge LE. 1987. Accumulation of polynuclear aromatic hydrocarbons by the clam *Mya arenaria*. *Wastes in the Ocean, Vol 6 - Nearshore Waste Disposal* 6:81-88.
- MITI-List. 2002. *Biodegradation and Bioaccumulation of Existing Chemical Substances under the Chemical Substance Control Law*. National Institute of Technology and Evaluation, Japan.

Park KS, Sims RC, Dupont RR, Doucette WJ, Matthews JE. 1990 Feb. Fate of PAH compounds in two soil types: influence of volatilization, abiotic loss and biological activity. *Environ Tox Chem* 9(2):187-195.

Petersen GI, Kristensen P. 1998. Bioaccumulation of lipophilic substances in fish early life stages. *Environ Toxicol Chem* 17(7):1385-1395.

The Netherlands - Bureau REACH. 2009. Annex XV transitional report: coal tar pitch, high temperature (CTPHT).

Wild SR, Berrow ML, Jones KC. 1991. The persistence of polynuclear aromatic hydrocarbons (PAHs) in sewage sludge amended agricultural soils. *Environ Pollut* 72:141-157.

Wild SR, Jones KC. 1993. Biological and abiotic losses of polynuclear aromatic hydrocarbons (PAH) from soils freshly amended with sewage sludge. *Environ Toxicol Chem* 12:5-12.