

IUCLID 5 basic introduction

*IUCLID 5 Basics training by ECHA
27 September 2011*

*Sophia van der Made
ECHA – Helpdesk Unit*



Training objectives

- By the end of this presentation the participants will
 - have the background information what IUCLID is,
 - know whether they need it or not,
 - know which package to download
 - know where to get more information and help.



Outline

- Do I need IUCLID 5?
- What is it?
- Where do I find it?
 - Where to find IUCLID 5
- How to decide which package to download?
 - How to decide: standalone or distributed?
 - How to download?
- Which plug-ins are necessary?
- Where to find information and help



Do I need IUCLID 5?



Do I need IUCLID 5?

- You will need IUCLID 5 if you are an/a:
 - IMPORTER
 - MANUFACTURER
 - (DOWNSTREAM USER – only if uses not covered by manufacturer)
 - ONLY REPRESENTATIVE
- You do not need IUCLID 5 if you are a:
 - REIMPORTER
 - RECYCLER
 - DOWNSTREAM USER



What is IUCLID 5 about?



What is IUCLID 5?

- is an IT application built to **enter, store** and **report** information on chemicals
- has been developed for REACH and other chemical legislation programmes (e.g. OECD HPV and EU Biocides)
- is the tool for industry to fulfill their REACH requirements (legal obligations).
- is the “scientific” database repository in the Agency both for Agency staff and MS-CA



Where do I find IUCLID 5?



<http://www.iuclid.echa.europa.eu>



How to decide which package to download?

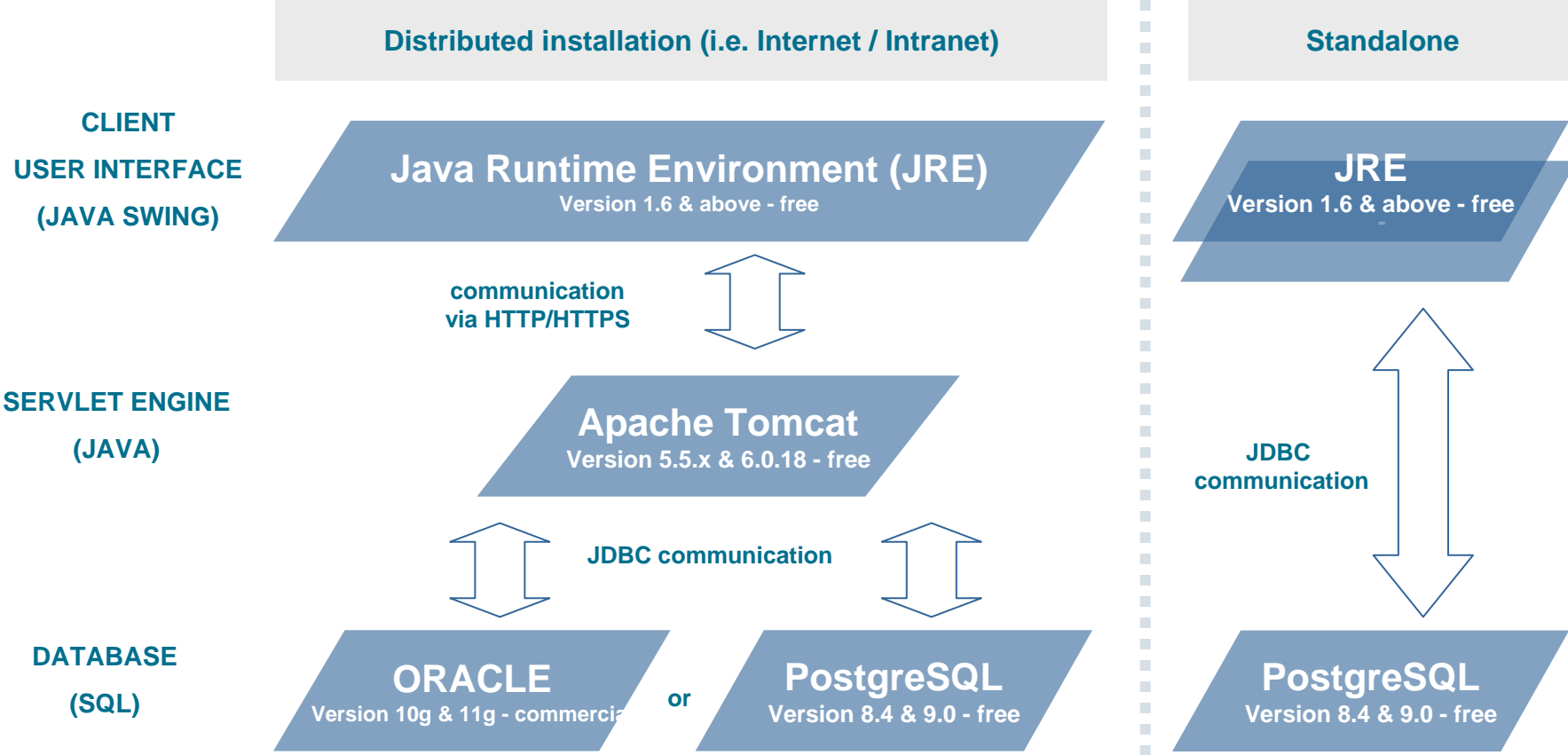


How to decide which package to download?

- **Stand alone** or **distributed** environment?
- Distributed Version
 - For IT-Expert to install
 - Installation manuals are available on the IUCLID website for:
 - Windows environment
 - Linux environment
- Stand alone:
 - Step-by-step installation
 - Run `iuclid5_install_5.3.1.jar`



IT architecture 1/2



All combinations are possible
ORACLE & Tomcat
PostgreSQL & Tomcat



IT architecture 2/2

Distributed installation (i.e. Internet / Intranet)

Client:JRE



Servlet Engine:
Apache Tomcat



DB Server:
Oracle/PostgreSQL



or



or



Microsoft Windows Server2003/2008 or Linux

Workstation

JRE

Version 1.6. - free



PostgreSQL

Version 8.4 - free

Microsoft Windows XP/Vista
Business Edition/Windows 7

How do I download it? 1/2

www.iuclid.echa.europa.eu

Username: Password:
[Sign-up new user](#) [Password recovery](#)

IUCLID 5
INTERNATIONAL UNIFORM CHEMICAL INFORMATION DATABASE

Home IUCLID 5 Project User Info **Download** Support REACH News

Version 5.3 | Version 5.2 | Version 5.1.1 | Web Services | Archive

Get IUCLID 5

Restricted area

To get access to this area you must be a signed up user.
If you have already signed up previously, use your user name and password to sign in:

Username: Password:

If you have forgotten your password go to the [Password recovery page](#).
If you have not yet obtained your user name and password, please [sign up](#).



How do I download it? 2/2

- Create an account
- You will receive an activation email
- Select « Get IUCLID 5 »
- Log in with your username and password



Where do I find the correct IUCLID package?



The screenshot shows the IUCLID 5 website interface. At the top, the IUCLID 5 logo is displayed with the text "INTERNATIONAL UNIFORM CHEMICAL INFORMATION DATABASE". Below the logo is a navigation menu with links for "Home", "IUCLID 5 Project", "User Info", "Download", "Support", "REACH", and "News". The "Download" link is highlighted in orange. Below the navigation menu, there are links for "Version 5.3", "Version 5.2", "Version 5.1.1", "Web Services", and "Archive".

On the left side of the page, there is a list of download options for version 5.3.1. The "Stand-alone version 5.3.1" option is highlighted with a red box. Below it are links for "Distributed version 5.3.1", "Chesar", "CSR Plugin", "Dissemination Plugin", "Fee Calculation Plugin", "Help system Plugins", "Query Plugin", and "Technical Completeness Check (TCC) Plugin".

On the right side of the page, there is a section titled "Download IUCLID version 5.3". Below this title, there are three main download options:

- Stand-alone version 5.3.0**
- Installer for Windows (version 5.3.0)**
This package contains a java program which helps the user installing IUCLID 5. Before you start the installation of IUCLID 5 you need to install separately Java.
[Download the installation package >](#)
- Manual installation (version 5.3.0)**
This package contains all files needed to set up manually a stand-alone IUCLID users and when specific configuration is required.
[Download the installation package >](#)

A red arrow points from the "Stand-alone version 5.3.0" section to the "Stand-alone version 5.3.1" option in the left sidebar.

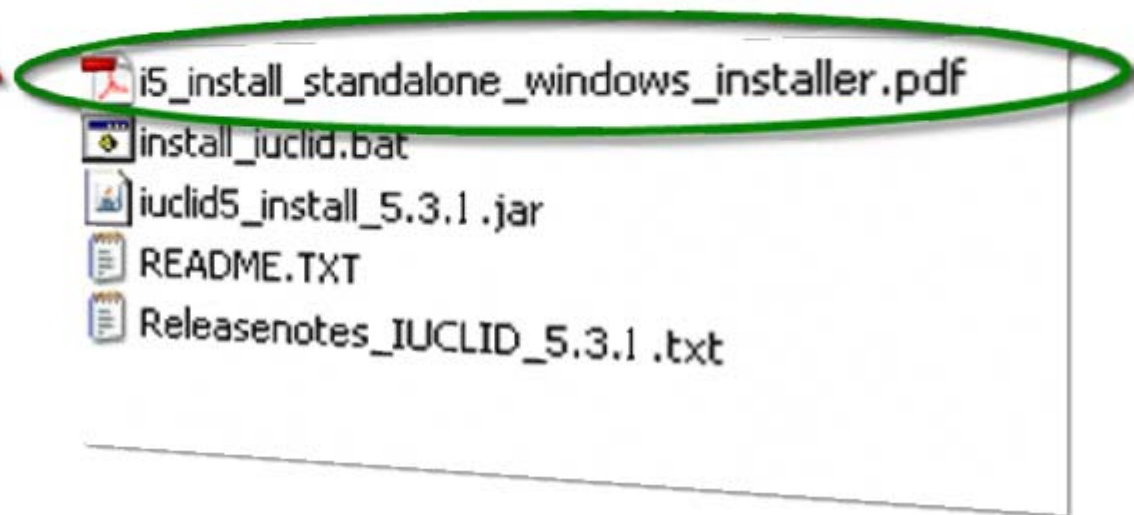


How do I install IUCLID?

- The installation manual is in the installation package
- Use it during the installation process!



- Example: Standalone version 5.3.1 Installer for Windows



Which plugins are necessary?



Which Plugins are necessary?



IUCLID 5
INTERNATIONAL UNIFORM CHEMICAL INFORMATION DATABASE


EUROPEAN COMMISSION Home IUCLID 5 Project User Info

Ver


Stand-alone version 5.3.1

Distributed version 5.3.1


- Chesar
- CSR Plugin
- Dissemination Plugin
- Fee Calculation Plugin
- Help system Plugins
- Query Plugin
- Technical Completeness Check (TCC) Plugin




Chesar
Chemical Safety Assessment & Reporting Tool



CSR tool
Chemical safety report generator




Dissemination tool
Simulate what will be published on the ECHA website




Fee Calculation
Calculate the fees for a REACH dossier

Help	Plugins
Help contents	
Help	F1
Diagnostic	
About	

Query tool
Advanced search for endpoint studies, endpoint summaries, substances or mixtures

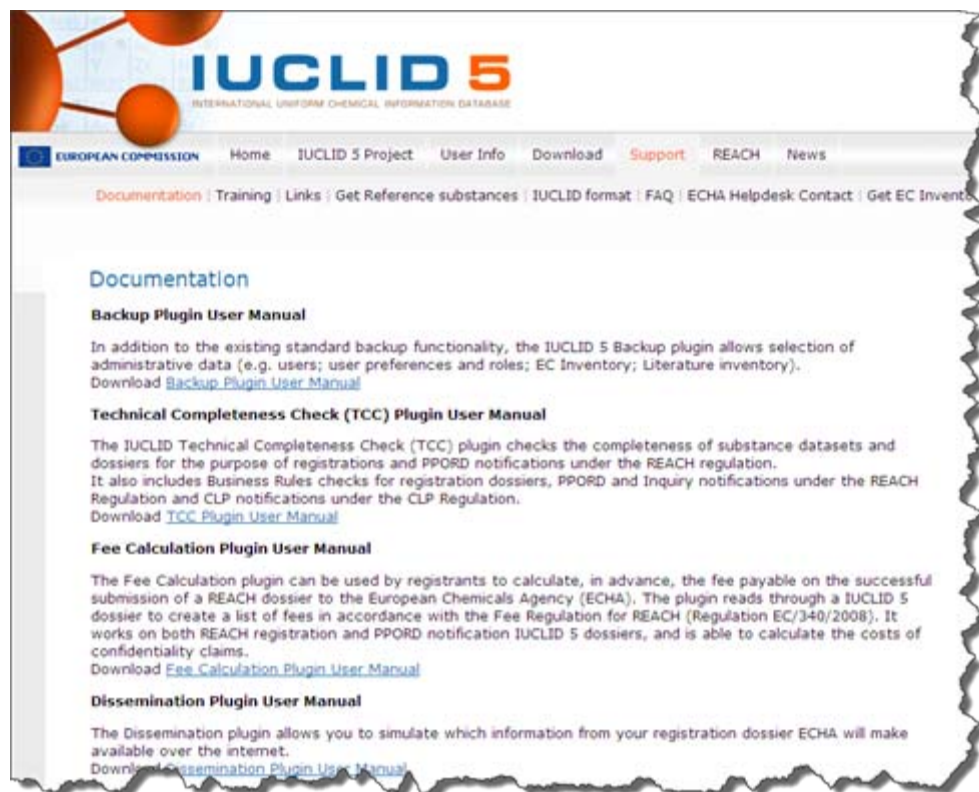


TCC tool
Technical completeness check

Plugins Documentation

Under **Documentation:**

<http://iuclid.eu/index.php?fuseaction=home.documentation&type=public>



The screenshot shows the IUCLID 5 website documentation page. The header includes the IUCLID 5 logo and the text "INTERNATIONAL UNIFORM CHEMICAL INFORMATION DATABASE". Below the logo is a navigation menu with links for "Home", "IUCLID 5 Project", "User Info", "Download", "Support", "REACH", and "News". A secondary navigation bar contains links for "Documentation", "Training", "Links", "Get Reference substances", "IUCLID format", "FAQ", "ECHA Helpdesk Contact", and "Get EC Inventories". The main content area is titled "Documentation" and lists three user manuals with brief descriptions and download links:

- Backup Plugin User Manual**
In addition to the existing standard backup functionality, the IUCLID 5 Backup plugin allows selection of administrative data (e.g. users; user preferences and roles; EC Inventory; Literature inventory).
Download [Backup Plugin User Manual](#)
- Technical Completeness Check (TCC) Plugin User Manual**
The IUCLID Technical Completeness Check (TCC) plugin checks the completeness of substance datasets and dossiers for the purpose of registrations and PPORD notifications under the REACH regulation. It also includes Business Rules checks for registration dossiers, PPORD and Inquiry notifications under the REACH Regulation and CLP notifications under the CLP Regulation.
Download [TCC Plugin User Manual](#)
- Fee Calculation Plugin User Manual**
The Fee Calculation plugin can be used by registrants to calculate, in advance, the fee payable on the successful submission of a REACH dossier to the European Chemicals Agency (ECHA). The plugin reads through a IUCLID 5 dossier to create a list of fees in accordance with the Fee Regulation for REACH (Regulation EC/340/2008). It works on both REACH registration and PPORD notification IUCLID 5 dossiers, and is able to calculate the costs of confidentiality claims.
Download [Fee Calculation Plugin User Manual](#)
- Dissemination Plugin User Manual**
The Dissemination plugin allows you to simulate which information from your registration dossier ECHA will make available over the internet.
Download [Dissemination Plugin User Manual](#)



Where to find Support 1/4?



– Under the support section of the IUCLID website:

<http://iuclid.eu/index.php?fuseaction=home.support>

From the ECHA Helpdesk, by filling in the webforms:

http://apps.echa.europa.eu/forms/helpdesk_form.aspx



Where to find Support 2/4?

From our **FAQ's**:

<http://iuclid.eu/index.php?fuseaction=home.faq>



From training **videos**:

<http://iuclid.eu/index.php?fuseaction=home.training>

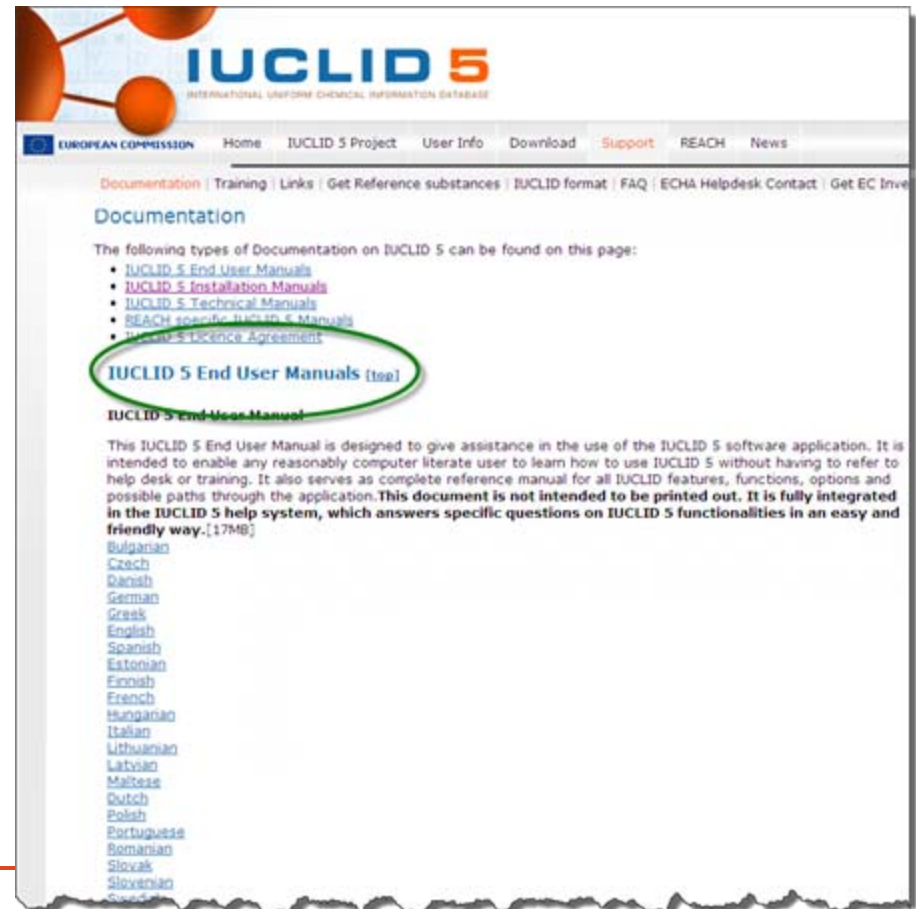


Where to find Support? 3/4

IUCLID End User Manual:

Available in 22 languages!

<http://iuclid.eu/index.php?function=home.documentation>



IUCLID 5
INTERNATIONAL UNIFORM CHEMICAL INFORMATION DATABASE

EUROPEAN COMMISSION Home IUCLID 5 Project User Info Download **Support** REACH News

Documentation | Training | Links | Get Reference substances | IUCLID format | FAQ | ECHA Helpdesk Contact | Get EC Inve

Documentation

The following types of Documentation on IUCLID 5 can be found on this page:

- [IUCLID 5 End User Manuals](#)
- [IUCLID 5 Installation Manuals](#)
- [IUCLID 5 Technical Manuals](#)
- [REACH specific IUCLID 5 Manuals](#)
- [IUCLID 5 Licence Agreement](#)

IUCLID 5 End User Manuals (tsp)

IUCLID 5 End User Manual

This IUCLID 5 End User Manual is designed to give assistance in the use of the IUCLID 5 software application. It is intended to enable any reasonably computer literate user to learn how to use IUCLID 5 without having to refer to help desk or training. It also serves as complete reference manual for all IUCLID features, functions, options and possible paths through the application. **This document is not intended to be printed out. It is fully integrated in the IUCLID 5 help system, which answers specific questions on IUCLID 5 functionalities in an easy and friendly way.**[17MB]

[Bulgarian](#)
[Czech](#)
[Danish](#)
[German](#)
[Greek](#)
[English](#)
[Spanish](#)
[Estonian](#)
[Finnish](#)
[French](#)
[Hungarian](#)
[Italian](#)
[Lithuanian](#)
[Latvian](#)
[Maltese](#)
[Dutch](#)
[Polish](#)
[Portuguese](#)
[Romanian](#)
[Slovak](#)
[Slovenian](#)
[Swedish](#)



Where to find Support 4/4

- Latest video:
 - » Part1: Java Download and install



IUCLID 5 Standalone installation
Part 1/3: Java download and installation

September 2011
Seite von der Made ECHA – Republik Lit



» Part2: PostgreSQL Download and install

» Part3: IUCLID Download and install



IUCLID 5 Standalone installation
Part 2/3: PostgreSQL download and installation

September 2011
Seite von der Made ECHA – Republik Lit



IUCLID 5 Standalone installation
Part 3/3: IUCLID download and installation

September 2011
Seite von der Made ECHA – Republik Lit



Summary



What did you learn today

- What is IUCLID,
- Do you need it or not?
- Which package to download & where & how to download it
- Where and how to get more information and help.



Further information

- If you need assistance on understanding the concept of legal entity, the inventories used in IUCLID 5 and how to get started with the '*first steps wizard*' in IUCLID 5, see our presentation '*Necessary preparation before you start*' available on the ECHA website.



End of 'IUCLID 5 basic introduction'.



IUCLID 5