

Discover



REACH-IT

Een korte handleiding met nuttige informatie om met REACH-IT te beginnen en snel een overzicht van het systeem te krijgen

U vindt allerlei informatie via de startpagina van REACH-IT

The screenshot shows the REACH-IT dashboard interface. At the top, there is a navigation bar with the REACH-IT logo, a search bar, and several tabs: 'Tasks (30)', 'Substances', 'Messages (70)', and 'Quick search by number'. Below the navigation bar is a blue header area with a 'Menu' dropdown and a window icon. The main content area features three large circular cards:

- Submit a dossier:** Includes an icon of a folder with a plus sign. Below the card, it says 'Prepare online in REACH-IT' and 'Upload a IUCLID dossier Webform applications'. A 'View all types' button is at the bottom.
- Tasks (30):** Includes an icon of a document with a downward arrow. Below the card, it shows a central '6' for 'New' tasks, '1' for 'Close to deadline', and '26' for 'Passed deadline'. A 'View all tasks' button is at the bottom.
- Substances (19):** Includes an icon of a flask. Below the card, it shows '0' for 'My favourites', '4' for 'In progress submissions', and '0' for 'Failed submissions'. A 'View all substances' button is at the bottom.

At the bottom of the page, there is a footer with links: 'Discover REACH-IT', 'FAQ', 'Contact ECHA Helpdesk', and 'ECHA-term'. The ECHA logo (European Chemicals Agency) is on the right. A version number '[3.1.1.b462] - [2016-06-13_15-48-28]' is visible at the very bottom center.

The screenshot shows the REACH-IT dashboard interface. At the top, there is a navigation bar with the REACH-IT logo, a search bar, and several notification icons: 'Tasks (30)', 'Substances', 'Messages (70)', and 'Quick search by number'. Below the navigation bar is a 'Menu' dropdown and a grid of dashboard widgets. A callout box points to the 'Submit a dossier' widget, which contains three options: 'Prepare online in REACH-IT', 'Upload a IUCLID dossier', and 'Webform applications'. The 'View all tasks' widget shows a total of 6 tasks, with 1 close to deadline, 26 passed deadline, and 0 new. The 'View all substances' widget shows 0 my favourites, 4 in progress submissions, and 0 failed submissions. The footer contains links for 'Discover REACH-IT', 'FAQ', 'Contact ECHA Helpdesk', and 'ECHA-term', along with the ECHA logo and version information [3.1.1.b462] - [2016-06-13_15-48-28].

REACH-IT

Tasks (30) Substances Messages (70) Quick search by number

Menu

Submit a dossier

Substances (19)

Prepare online in REACH-IT

Upload a IUCLID dossier

Webform applications

View all types

6 New

1 Close to deadline

26 Passed deadline

View all tasks

0 My favourites

4 In progress submissions

0 Failed submissions

View all substances

Discover REACH-IT FAQ Contact ECHA Helpdesk ECHA-term

ECHA EUROPEAN CHEMICALS AGENCY

[3.1.1.b462] - [2016-06-13_15-48-28]

Er zijn drie manieren waarop u uw dossier bij ECHA kunt indienen, afhankelijk van het dossiertype:

- Een IUCLID-dossier uploaden;
- Online opstellen binnen REACH-IT;
- Webformulier-applicaties.

Gebruik deze knoppen als u al weet welk dossiertype u wilt indienen.

The screenshot shows the REACH-IT dashboard interface. At the top, there is a navigation bar with the REACH-IT logo, a search icon, and several notification icons: 'Tasks (30)', 'Substances', 'Messages (70)', and 'Quick search by number'. Below the navigation bar is a large blue banner area. The main content area features three primary action cards:

- Submit a dossier:** A card with a folder icon and a plus sign. Below it, a sub-card for 'Upload a IUCLID dossier' is highlighted with a red box. Other options include 'Prepare online in REACH-IT' and 'Webform applications'. A 'View all types' button is at the bottom.
- Tasks:** A card showing a total of 6 tasks, with a breakdown: 1 'Close to deadline', 26 'Passed deadline', and 0 'New'. A 'View all tasks' button is at the bottom.
- Substances:** A card showing 0 'My favourites', 4 'In progress submissions', and 0 'Failed submissions'. A 'View all substances' button is at the bottom.

A callout box with a blue border and a pointer to the 'Upload a IUCLID dossier' button contains the following text:

Klik op *Upload a IUCLID-dossier* om direct naar de eerste stap van de indieningswizards te gaan.
Bedenk dat u uw dossier in IUCLID moet opstellen alvorens de indiening te starten.

At the bottom of the page, there is a footer with links for 'Discover REACH-IT', 'FAQ', 'Contact ECHA Helpdesk', and 'ECHA-term'. The ECHA logo (European Chemicals Agency) is on the right, and a version string '[3.1.1.b462] - [2016-06-13_15-48-28]' is centered.

Een IUCLID-dossier uploaden



Tasks (21)

Substances

Messages (58)

Quick search by number



Menu



Home

Submit a dossier



If you are new to REACH-IT or if you are unsure which dossier type applies to your substance, you will find the necessary support from this page. Here you will find useful information on the different dossier types and their requirements. By clicking on any of the below listed dossier types, helpful information will be displayed directly on this page. Click on the information icon at the top right hand corner of this page to see an overview on the type of support provided.

Alternative chemical name request

Application for authorisation

Classification and labelling notification

Downstream user report - Authorisation

Downstream user report - Registration

Inquiry

PPORD notification

Pre-registration

Registration

Substance in articles

Registration

Registration applies to substances on their own, substances in mixtures and certain cases of substances in articles.

Registration is based on the "One Substance, One Registration" principle. This means that manufacturers and importers of the same substance have to submit their registration jointly.

Do you need support?



Information on registering your substance can be found on ECHA's website.



More information on how to prepare and submit registration and PPORD dossiers can be found on the IUCLID manuals



If you are member of a joint submission, find and join the joint submission for your substance.



Are you ready to submit?



Click **Upload a IUCLID dossier** and the submission wizard will guide you through the steps of the submission process.



Alternatively, you can prepare your member registration dossier online in REACH-IT. To do this, click **Joint submission search page** to first find the joint submission for your substance and then start creating your member dossier. Member registration dossiers can only be created online for substances with one composition and one C&L, and without data opt-outs.

Upload a IUCLID dossier

Joint submission search page

Klik op een dossiertype voor meer informatie of om het indieningsproces te starten.

Een IUCLID-dossier uploaden

The screenshot shows the 'Submit a dossier' page in REACH-IT. The page has a blue header with a 'Menu' button and a 'Home' link. Below the header, there is a navigation bar with four steps: 'Submission details', 'Upload dossier', 'Additional details', and 'Confirmation'. The 'Upload dossier' step is highlighted with a red box. A blue callout box points to the 'Upload dossier' step, containing the text: 'Een stapsgewijze indieningswizard helpt u bij het uploaden van uw IUCLID-dossier. Lees bij elke stap de checklists aan de rechterkant om te zorgen dat u alle nodige informatie hebt om door te gaan.' Below the navigation bar, there is a warning message: 'The submission process cannot be saved so ensure you have all the required information before you begin.' Below this message, there is a dropdown menu for 'Dossier type: *' with 'Registration' selected. To the right of the main content, there is a checklist of requirements for submitting a dossier, enclosed in a red box. The checklist includes five items, each with a checkmark icon, and one item with a warning icon. The footer of the page contains links for 'Discover REACH-IT', 'FAQ', 'Contact ECHA Helpdesk', and 'ECHA-term', along with the version number '3.1.0-rc.13.04'.

Menu Home Submit a dossier

If you are new to REACH-IT or if you are unsure which dossier type applies to your substance, you will find the necessary support from this page. Here you will find useful information on the different dossier types and their requirements. By clicking on any of the below listed dossier types, helpful information will be displayed directly on this page. Click on the information icon at the top right hand corner of this page to see an overview on the type of support provided.

Alternative chemical name request
Application for authorisation
Classification and labelling notification
Downstream user report - Authorisation
Downstream user report - Registration
Inquiry
PPORD notification
Pre-registration
Registration
Substance in articles

Registration

Registration applies to substances: [text obscured]

Registration is based on the "One substance have to submit their re [text obscured]

Do you need support?

- Information on registration
- More information on [text obscured] page.
- If you are member of [text obscured]

Are you ready to submit?

- Click Upload a IUCLID dossier
- Alternatively, you can [text obscured] page to first find the [text obscured] dossiers can only be c [text obscured]

Upload a IUCLID dossier

Menu Home Submit a dossier

Submission details Upload dossier Additional details Confirmation

The submission process cannot be saved so ensure you have all the required information before you begin.

Dossier type: * Registration

Submission type: [text obscured]

Een stapsgewijze indieningswizard helpt u bij het uploaden van uw IUCLID-dossier. Lees bij elke stap de checklists aan de rechterkant om te zorgen dat u alle nodige informatie hebt om door te gaan.

Are you ready to submit your dossier? Before continuing, make sure that:

- You are part of the joint submission, if one exists for your substance.
- The company size is correct. You can find out how to determine the company size if you are unsure.
- The VAT number and billing address in REACH-IT are up to date, and optionally you have a purchase order number: they will appear on the invoice.
- The contact persons for this dossier has been defined, and the contact details are up to date in REACH-IT.
- Be aware that certain information from the submitted dossier will be published on the ECHA website without further notice. Use the IUCLID Dissemination plugin in IUCLID to preview which information will be published.

Discover REACH-IT FAQ Contact ECHA Helpdesk ECHA-term

3.1.0-rc.13.04

The screenshot shows the REACH-IT dashboard interface. At the top, there is a navigation bar with the REACH-IT logo, a search bar, and several notification icons: 'Tasks (30)', 'Substances', 'Messages (70)', and 'Quick search by number'. Below the navigation bar is a large blue banner area. The main content area features three primary sections: 'Submissions', 'Tasks', and 'Substances'. The 'Submissions' section includes a 'Prepare online in REACH-IT' button, which is highlighted with a red box and a callout box. The 'Tasks' section shows a total of 6 tasks, with 1 'Close to deadline', 26 'Passed deadline', and 0 'New' tasks. The 'Substances' section shows 19 substances, with 4 'In progress submissions', 0 'My favourites', and 0 'Failed submissions'. At the bottom, there is a footer with links for 'Discover REACH-IT', 'FAQ', 'Contact ECHA Helpdesk', and 'ECHA-term', along with the ECHA logo and the text 'EUROPEAN CHEMICALS AGENCY'. A version number '[3.1.1.b462] - [2016-06-13_15-48-28]' is also present.

Klik op *Prepare online in REACH-IT* om IUCLID-dossiers online op te stellen voor:

- kennisgevingen van indeling en etikettering of
- registratiedossiers voor deelnemers aan een gezamenlijke indiening.

Deze optie kan bijzonder nuttig zijn als u nieuw bent met IUCLID.

Submissions (19)

Prepare online in REACH-IT

6 New
1 Close to deadline
26 Passed deadline

Substances (19)

0 My favourites
4 In progress submissions
0 Failed submissions

View all types

View all tasks

View all substances

Discover REACH-IT | FAQ | Contact ECHA Helpdesk | ECHA-term

[3.1.1.b462] - [2016-06-13_15-48-28]

ECHA
EUROPEAN CHEMICALS AGENCY

Online opstellen binnen REACH-IT

Menu Home Submit a dossier

If you are new to REACH-IT or if you are unsure which dossier type applies to your substance, you will find the necessary support information on this page. Here you will find the requirements for the different dossier types and their requirements. By clicking on any of the below listed dossier types, helpful information will be displayed directly on the page. You are about to be redirected to the online dossier creation!

Alternative chemical substances
Application for authorisation
Classification and labelling notification
Downstream user notification
Downstream user notification
Inquiry
PPORD notification
Pre-registration
Registration
Substance in articles

Er verschijnen blauwe waarschuwingvensters als u op bepaalde actieknoppen geklikt hebt.

Lees de mededeling op het blauwe venster voordat u uw IUCLID-dossier voor kennisgevingen van indeling en etikettering online opstelt, om te bevestigen dat u de nodige informatie hebt om door te gaan.

Confirm

An online C&L notification dossier can only be created if:

- your substance is defined by one composition only
- you do not intend to report more than one C&L notification
- you do not have a C&L notification for the same substance currently in progress
- you are not involved in any legal entity change of type merge in REACH-IT

Remember that C&L information already submitted within a registration dossier, can only be updated by submitting a registration dossier update.

If you do not satisfy the above conditions, you cannot prepare your dossier online. We advise you to prepare and upload in a IUCLID dossier in REACH-IT.

Do you want to continue to the online dossier creation?

Yes, I want to prepare an online dossier Cancel

Before starting the online C&L, confirm if your substance is already listed in Annex VI to CLP, you need to gather all available and relevant information on how to prepare and submit a classification and labelling notification of substances they are placing on the market to the European Commission (ECHA).

Are you ready to submit?

- For submissions on behalf of a group of manufacturers and importers in REACH-IT, by going to the 'Prepare online in REACH-IT' button.
- Click **Prepare online in REACH-IT** to submit your C&L notification. If your substance is already harmonised or notified by another company. Preparing online in REACH-IT allows you to submit your C&L notification for one composition and one C&L.
- Alternatively, you can choose to **Upload a IUCLID dossier**. The submission process.

Prepare online in REACH-IT Upload a IUCLID dossier

Online opstellen binnen REACH-IT

The screenshot displays the REACH-IT web application interface. On the left is a navigation menu with categories like 'Submit', 'Inquiry', and 'Registration'. The main area is titled 'Advanced search' and includes a search bar with the text 'I am looking for: Joint submissions'. Below the search bar are input fields for 'Substance identity (EC, CAS, Name)', 'Joint submission name', and 'Reference number', each with a placeholder 'Please enter a minimum of three characters'. To the right are filter options for 'Company role', 'Registration type', and checkboxes for 'Show other joint submissions?' and 'Favorite substances only?'. A 'Search' button is visible below the filters.

Below the search interface, the results are displayed as a table with 7 results found. The first result is expanded to show details:

Joint submission name	Substance name	EC number	CAS number	Company role
H4R_Rosin_232-475-7	Rosin	232-475-7	8050-09-7	Member

The expanded details for the first result show:

- Lead registrant: [blurred]
- Registration type: Full
- Supplementary information: [blurred]

A callout box with a blue border contains the text: 'Als deelnemer aan een gezamenlijke indiening moet u eerst deze gezamenlijke indiening in REACH-IT opzoeken om uw **deelnemersdossier** in te dienen.'

A 'View joint submission' button is highlighted with a red box at the bottom right of the details panel.

Online opstellen binnen REACH-IT

The screenshot displays the REACH-IT interface for a joint submission. The top navigation bar includes 'Menu', 'Home', 'Joint submissions', and the specific submission ID 'H4R_Rosin_232-475-7'. Below this, there are three buttons: 'Submit a IUCLID Dossier', 'Create and submit online' (highlighted with a red box), and 'Export assigned EC number'. The main content area shows a table with columns for 'Substance', 'Joint submission information', 'Joint submission coverage', 'Lead registrant contact', and 'Reference number'. The 'Substance' column contains details for Rosin (EC number 232-475-7, CAS number 8050-09-7). The 'Joint submission information' column shows 'Registration type: Full' and 'Joint submission name: H4R_Rosin_232-475-7'. The 'Lead registrant contact' column shows 'Publication acceptance: No'. A blue callout box points to the 'Create and submit online' button with the text: 'Zodra u uw gezamenlijke indiening gevonden hebt, klikt u op *Create and submit online* (Aanmaken en online indienen). Lees het blauwe waarschuwingsvenster voordat u het deelnemersregistratiedossier gaat opstellen.'

Confirm

You are about to be redirected to the online dossier creation!

An online member registration dossier can only be created if:

- you have not previously submitted for this substance a registration dossier created using IUCLID
- you do not have another member registration dossier for the same substance currently in progress
- your substance is defined by only one composition
- you do not intend to opt-out, i.e. add in your dossier study records or study summaries not provided by the lead
- you do not intend to report more than one C&L that differs from the one provided by the lead
- you are not involved in a data-sharing dispute for this substance
- you do not intend to submit a 1-10 T registration dossier with physicochemical requirements only
- you do not intend to apply for a fee-waiver
- you are not involved in any legal entity change of type merge in REACH-IT

If you do not satisfy any of the above conditions, you cannot prepare your dossier online. We advise you to prepare and upload a IUCLID dossier in REACH-IT.

Do you want to continue to the online dossier creation?

Yes, I want to prepare an online dossier **Cancel**





Online opstellen binnen REACH-IT



Use this step to provide a detailed description of the composition of your substance. Fill in as much information as possible. Remember to click on the Save button after completing each block! You can find more details on how to fill in the information by clicking on the info icon  located at the top right of your screen.

BR075 : the degree of purity must be provided.
TCC_01

Na bevestiging van de mededeling op het blauwe venster wordt u naar de pagina voor online opstellen van dossiers gebracht.

BR075 : the degree of purity must be provided. TCC_01	
BR075 : the degree of purity must be provided. TCC_01	
State / form	You may select one item or specify another value 
Description of the composition	<p>Use this field to provide a description of the substance in terms of source (starting materials or name of the species and family) and process (type of chemical reaction or refinement step and other identifiers).</p>
Degree of purity % (w/w) 	<input type="text"/> Lower value — <input type="text"/> Upper value 
Optical activity	yes 
Remarks	
Justification for deviations	

Help

What can you do in this step?

Use this screen to provide more information about the composition of your substance. The composition will refer to the composition manufactured or imported by the notifier.

Please provide as much information as possible.

As well as enabling a better identification of your substance, the information provided in this step can also help to justify a different C&L than the one which is already in the C&L inventory.

The presence of certain impurities or stabilisers, the state/form of your substance and the degree of purity or optical activity of the substance could have an impact on the C&L, and might explain some discrepancies in the C&L provided by different notifiers of the same substance.

How to fill in the information?

For mono-constituent substances:

- The main constituent is the one you specified in the *Main constituents* step of the wizard
- Use the relevant blocks to specify the impurities and the stabilisers necessary to chemically stabilise your substance
- For each impurity or stabiliser, indicate whether it has an impact on the classification of the substance by ticking the related box
- Report the concentration range (both minimum and maximum values, and the unit) for the main constituent, any impurity and stabiliser
- The degree of purity should be indicated as well. For mono-constituent substances, it corresponds to the concentration range of the main constituent.

 The concentration range values reported for the main constituent of a mono-constituent substance should normally not be less than 80% (w/w). In case you deviate from this rule, you should justify it in the field *Justification for deviation*.

Online opstellen binnen REACH-IT



Classification and Labelling notification
Training substance


Titanium dioxide

EC - CAS 13463-67-7

Substance composition

Back to REACH-IT



Use this step to provide a detailed description of the composition of your substance. Fill in as much information as possible. Remember to click on the Save button after completing each block! You can find more details on how to fill in the information by clicking on the info icon  located at the top right of your screen.

BR075 : The degree of purity must be provided.
TCC_0102_06 : The "Concentration range" must be provided for each constituent.

Help

What can you do in this step?

Use this screen to provide more information about the composition of your substance. The composition will refer to the composition manufactured or imported by the notifier. Please provide as much information as possible.

As well as enabling a better identification of your substance, the information provided in this step can justify a different C&L than the one which is already in the C&L inventory.

For impurities or stabilisers, the state/form of your substance and the degree of purity or optical activity of the substance could have an impact on the C&L, and might explain some discrepancies in the C&L provided by different notifiers of the same substance.

How to fill in the information?

Substances:

- The main constituent is the one you specified in the *Main constituents* step of the wizard
- Use the relevant dropdowns to specify the impurities and the stabilisers necessary to describe your substance
- For each impurity or stabiliser, indicate whether it has an impact on the classification of the substance by ticking the related box
- Report the concentration range (both minimum and maximum values, and the unit) for the main constituent, any impurity and stabiliser
- The degree of purity should be indicated as well. For mono-constituent substances, it corresponds to the concentration range of the main constituent.

 The concentration range values reported for the main constituent of a mono-constituent substance should normally not be less than 80% (w/w). In case you deviate from this rule, you should justify it in the field *Justification for deviation*.

Een stapsgewijze wizard helpt u bij het opstellen van uw dossier:

- lees het informatieveld zodat u begrijpt wat er voor elke stap nodig is;
- als u de muis boven bepaalde velden beweegt, krijgt u een nuttige uitleg;
- waarschuwingen over ontbrekende of onjuiste informatie helpen u door de wizard heen;
- klik op het hulppictogram rechtsboven op de pagina als u nog vragen hebt.

BR075 : The degree of purity must be provided.

State / form

You may select one item or specify another value

Description of the composition

Use this field to provide a description of the substance in terms of source (starting material, refinement step and other identifiers).

Degree of purity

% (w/w)



Lower value

Optical activity

yes

Remarks

Justification for deviations

Trade name and other identifiers

Administrative information

The screenshot shows the REACH-IT dashboard interface. At the top, there is a navigation bar with the REACH-IT logo, a search bar, and several notification icons: 'Tasks (30)', 'Substances', 'Messages (70)', and 'Quick search by number'. Below the navigation bar is a 'Menu' dropdown and a 'REACH-IT NEWS' section featuring a news item dated '25 Aug 2015' titled 'REACH-IT SAT-QA' with the subtitle 'This is the SAT-QA REACH-IT environment.' The main content area contains three primary action cards: 'Submit a dossier', 'Tasks (30)', and 'Substances (19)'. The 'Submit a dossier' card includes options for 'Prepare online in REACH-IT', 'Upload a IUCLID dossier', and 'Webform applications' (highlighted with a red box). The 'Tasks' card shows a 'New' status with a count of 6, and a 'Passed deadline' status with a count of 26. The 'Substances' card shows 'in progress submissions' (4), 'My favourites' (0), and 'Failed submissions' (0). Each card has a 'View all' button. At the bottom, there is a footer with links for 'Discover REACH-IT', 'FAQ', 'Contact ECHA Helpdesk', and 'ECHA-term', along with the ECHA logo and the text 'EUROPEAN CHEMICALS AGENCY'. A version number '[3.1.1.b462] - [2016-06-13_15-48-28]' is also present.

Klik op *Webform applications* voor indiening van:

- aanvragen voor alternatieve namen;
- downstreamgebruikersrapporten - autorisatie;
- downstreamgebruikersrapporten – registratie en
- kennisgevingen van stoffen in voorwerpen.

Discover REACH-IT FAQ Contact ECHA Helpdesk ECHA-term

[3.1.1.b462] - [2016-06-13_15-48-28]

ECHA
EUROPEAN CHEMICALS AGENCY

Startpagina

The screenshot shows the REACH-IT dashboard interface. At the top, there is a navigation bar with the REACH-IT logo, a search bar, and several notification buttons: 'Tasks (30)' (highlighted with a red box), 'Substances', 'Messages (70)', and 'Quick search by number'. Below the navigation bar is a 'Menu' dropdown and a 'REACH-IT NEWS' section featuring a 'REACH-IT SAT-QA' article dated 25 Aug 2015.

The main content area features three large circular icons representing different dashboard sections:

- Submit a dossier:** Includes a sub-section for 'Prepare online in REACH-IT' and 'Upload a IUCLID dossier Webform applications'. A 'View all types' button is located below.
- Tasks (30):** This section is highlighted with a red box. It displays a central 'Tasks (30)' icon. Below it, a circular progress indicator shows '6 New', '1 Close to deadline', and '26 Passed deadline'. A 'View all tasks' button is highlighted with a red box. A speech bubble points to this section with the text: 'Klik op een van de *Tasks*-knoppen om de aan uw bedrijf toegewezen taken te zien. Bedenk dat taken een actie van u binnen een vastgestelde periode verlangen.'
- Substances:** Includes a sub-section for 'In progress submissions' and 'My favourites'. It shows '4 In progress submissions', '0 My favourites', and '0 Failed submissions'. A 'View all substances' button is located below.

The footer contains links for 'Discover REACH-IT', 'FAQ', 'Contact ECHA Helpdesk', and 'ECHA-term'. The ECHA logo (European Chemicals Agency) is on the right. A version number '[3.1.1.b462] - [2016-06-13_15-48-28]' is displayed at the bottom center.

Startpagina

REACH-IT

Tasks (30) Substances Messages (70) Quick search by number

Menu

REACH-IT NEWS

25 Aug 2015 REACH-IT SAT-QA This is the SAT-QA REACH-IT environment.

Submit a dossier

Tasks (30)

Substances (19)

Prepare online in REACH-IT

Upload a IUCLID dossier

Webform applications

View all types

Close to deadline 1

New 6

Passed deadline 26

View all tasks

Failed submissions 0

View all substances

Klik op *New* en *Close to deadline* om de taken te bekijken waarvoor dringende actie van u nodig is.

Discover REACH-IT FAQ Contact ECHA Helpdesk ECHA-term

ECHA EUROPEAN CHEMICALS AGENCY

[3.1.1.b462] - [2016-06-13_15-48-28]

The screenshot shows the REACH-IT dashboard interface. At the top, there is a navigation bar with the REACH-IT logo, a search bar, and several menu items: 'Tasks (30)', 'Substances', 'Messages (70)', and 'Quick search by number'. Below the navigation bar is a 'Menu' dropdown and a 'REACH-IT NEWS' section featuring a 'REACH-IT SAT-QA' announcement dated 25 Aug 2015.

The main content area features three large circular icons representing key functions: 'Submit a dossier', 'Tasks (30)', and 'Substances (19)'. Each icon has a corresponding 'View all' button below it.

The 'Tasks (30)' icon is detailed with a status breakdown: a blue circle with '6' labeled 'New', an orange circle with '1' labeled 'Close to deadline', and a red circle with '26' labeled 'Passed deadline'. A red box highlights the 'Passed deadline' indicator. A callout box points to this indicator with the text: 'Klik op *Passed deadline* om de taken te bekijken die niet binnen de deadline voltooid waren. Vergeet niet de taakinformatie te lezen en te controleren of er nog meer actie nodig is.'

The 'Submit a dossier' icon includes sub-options: 'Prepare online in REACH-IT', 'Upload a IUCLID dossier', and 'Webform applications'. The 'Substances' icon is accompanied by a 'View all substances' button.

At the bottom of the dashboard, there is a footer with links for 'Discover REACH-IT', 'FAQ', 'Contact ECHA Helpdesk', and 'ECHA-term'. The ECHA logo (European Chemicals Agency) is also present in the bottom right corner.

Startpagina

The screenshot shows the REACH-IT dashboard interface. At the top, there is a navigation bar with the REACH-IT logo, a search bar, and several notification icons: 'Tasks (30)', 'Substances' (highlighted with a red box), 'Messages (70)', and 'Quick search by number'. Below the navigation bar is a 'Menu' dropdown and a 'REACH-IT NEWS' section featuring a 'REACH-IT SAT-QA' article dated 25 Aug 2015.

The main content area contains three primary action cards:

- Submit a dossier:** Includes an icon of a folder with a plus sign. Below it, text reads 'Prepare online in REACH-IT' and 'Upload a IUCLID dossier Webform applications'. A 'View all types' button is at the bottom.
- Tasks:** Includes an icon of a document with a downward arrow. A central circle shows '6 New' tasks. Below it, a circular gauge shows '1 Close to deadline' and '26 Passed deadline'. A 'View all tasks' button is at the bottom.
- Substances (19):** This card is highlighted with a red box. It features a flask icon and a central circle with '0 My favourites'. Below it, a circular gauge shows '4 In progress submissions' and '0 Failed submissions'. A 'View all substances' button is at the bottom, also highlighted with a red box.

A blue callout box with a white background and a blue border points to the 'Substances' card. It contains the text: 'Klik op een van de *Substances*-knoppen om de processen met betrekking tot een bepaalde stof te controleren.'

At the bottom of the page, there is a footer with links: 'Discover REACH-IT', 'FAQ', 'Contact ECHA Helpdesk', and 'ECHA-term'. The ECHA logo (European Chemicals Agency) is on the right. A small version number '[3.1.1.b462] - [2016-06-13_15-48-28]' is visible at the bottom center.

Startpagina

The screenshot shows the REACH-IT dashboard interface. At the top, there is a navigation bar with the REACH-IT logo, a search bar, and several notification icons: 'Tasks (30)', 'Substances', 'Messages (70)', and 'Quick search by number'. Below the navigation bar is a 'Menu' dropdown and a 'REACH-IT NEWS' section featuring a 'REACH-IT SAT-QA' article dated '25 Aug 2015'. The main content area is divided into three primary sections: 'Submit a dossier', 'Tasks (30)', and 'Substances (19)'. Each section includes a 'View all' button. The 'Substances' section has a sub-menu with 'My favourites' (0), 'Progress submissions' (4), and 'Failed submissions' (0). A callout box with a blue border and white background points to the 'My favourites' button, containing the following text:

Klik op *My favourites* om de stoffen te bekijken die u als uw favorieten hebt gemarkeerd.

U kunt uw favoriete stoffen op de stoffenpagina definiëren als u er nog geen hebt.

Favoriete stoffen zijn gebruikersspecifiek, dus andere gebruikers kunnen andere favoriete stoffen hebben.

At the bottom of the dashboard, there is a footer with links for 'Discover REACH-IT', 'FAQ', 'Contact ECHA Helpdesk', and 'ECHA-term'. The ECHA logo (European Chemicals Agency) is also present in the bottom right corner. A version number '[3.1.1.b462] - [2016-06-13_15-48-28]' is displayed at the very bottom center.

Startpagina

The screenshot shows the REACH-IT dashboard interface. At the top, there is a navigation bar with the REACH-IT logo, a search bar, and several menu items: 'Tasks (30)', 'Substances', 'Messages (70)', and 'Quick search by number'. Below the navigation bar is a 'REACH-IT NEWS' section featuring a news item dated '25 Aug 2015' titled 'REACH-IT SAT-QA' with the subtitle 'This is the SAT-QA REACH-IT environment.' The main content area is divided into three primary sections: 'Submit a dossier', 'Tasks (30)', and 'Substances (19)'. Each section has a circular icon and a 'View all' button. The 'Substances' section includes a sub-menu with 'In progress submissions' (4), 'My favourites' (0), and 'Failed submissions' (0). A callout box points to the 'In progress submissions' and 'Failed submissions' items, containing the text: 'Klik op *In progress submissions* (in behandeling) of *Failed submission* (mislukt) om de desbetreffende stoffen te bekijken.' The footer contains links for 'Discover REACH-IT', 'FAQ', 'Contact ECHA Helpdesk', and 'ECHA-term', along with the ECHA logo and the text 'EUROPEAN CHEMICALS AGENCY'. A version number '[3.1.1.b462] - [2016-06-13_15-48-28]' is also present.

REACH-IT

Tasks (30) Substances Messages (70) Quick search by number

Menu

REACH-IT NEWS

25 Aug 2015 REACH-IT SAT-QA
This is the SAT-QA REACH-IT environment.

Submit a dossier

Tasks (30)

Substances (19)

Klik op *In progress submissions* (in behandeling) of *Failed submission* (mislukt) om de desbetreffende stoffen te bekijken.

In progress submissions 4

My favourites 0

Failed submissions 0

View all types

View all tasks

View all substances

Discover REACH-IT FAQ Contact ECHA Helpdesk ECHA-term

ECHA
EUROPEAN CHEMICALS AGENCY

[3.1.1.b462] - [2016-06-13_15-48-28]

Startpagina

REACH-IT

Tasks (30) Substances Messages (70) Quick search by number

Menu

Klik op *Messages* om berichten die aan uw bedrijf zijn gestuurd te zoeken en te bekijken.

2015

REACH-IT SAT-QA

THIS IS THE SAT-QA REACH-IT environment.

Submit a dossier

Prepare online in REACH-IT

Upload a IUCLID dossier Webform applications

View all types

Tasks (30)

6 New

1 Close to deadline

26 Passed deadline

View all tasks

Substances (19)

0 My favourites

4 In progress submissions

0 Failed submissions

View all substances

Discover REACH-IT FAQ Contact ECHA Helpdesk ECHA-term

ECHA
EUROPEAN CHEMICALS AGENCY

[3.1.1.b462] - [2016-06-13_15-48-28]

Startpagina

The screenshot shows the REACH-IT start page. At the top left is the REACH-IT logo. To its right is a search bar, which is highlighted with a red box. Further right are navigation links: 'Tasks (30)', 'Substances', and 'Messages (70)'. A search icon is on the far right. Below the navigation bar is a 'Menu' dropdown and a window icon. A callout box is overlaid on the page, containing the following text:

Selecteer het bedrijf uit wiens naam u wilt werken.

De vervolgkeuzelijst is alleen beschikbaar als u voor meer dan één bedrijf een gebruikersrol hebt.

De bedrijfsgrootte wordt hier alleen weergegeven als u de grootte van uw bedrijf als micro, klein of middelgroot hebt opgegeven.

The main content area features three large circular icons: 'Submit a dossier', 'Tasks (30)', and 'Substances (19)'. Each icon has a corresponding data visualization below it. The 'Submit a dossier' icon shows a folder with a plus sign and a document icon. Below it, a circular chart shows 'Prepare online in REACH-IT' with a small bar chart. The 'Tasks (30)' icon shows a document with a downward arrow. Below it, a circular chart shows '6 New', '1 Close to deadline', and '26 Passed deadline'. The 'Substances (19)' icon shows a flask. Below it, a circular chart shows '0 My favourites', '4 In progress submissions', and '0 Failed submissions'. Each data visualization has a 'View all' button below it.

At the bottom of the page, there is a footer with links: 'Discover REACH-IT', 'FAQ', 'Contact ECHA Helpdesk', and 'ECHA-term'. The ECHA logo is on the right, and the version number '[3.1.1.b462] - [2016-06-13_15-48-28]' is at the bottom center.

Startpagina

The screenshot shows the REACH-IT start page. At the top, there is a navigation bar with the REACH-IT logo, a search bar, and links for Tasks (30), Substances, Messages (70), and a quick search option. A red box highlights a 'Menu' button in the top left corner. A callout box points to this button with the following text:

Klik hier om alle functies te zien die in REACH-IT beschikbaar zijn.
Dit menu is uiterst nuttig als u een overzicht van alle opties binnen REACH-IT wilt hebben of als u snel naar een andere pagina wilt navigeren.

The main content area features three large circular cards:

- Submit a dossier**: Includes an icon of a folder with a plus sign. Below it, a sub-section titled 'Prepare online in REACH-IT' shows icons for 'Upload a IUCLID dossier' and 'Webform applications'. A 'View all types' button is at the bottom.
- Tasks (30)**: Includes an icon of a document with a downward arrow. Below it, a central circle shows '6 New' tasks. To the left, a circle shows '1 Close to deadline'. To the right, a circle shows '26 Passed deadline'. A 'View all tasks' button is at the bottom.
- Substances (19)**: Includes an icon of a flask. Below it, a central circle shows '0 My favourites'. To the left, a circle shows '4 In progress submissions'. To the right, a circle shows '0 Failed submissions'. A 'View all substances' button is at the bottom.

The footer contains links for 'Discover REACH-IT', 'FAQ', 'Contact ECHA Helpdesk', and 'ECHA-term'. The ECHA logo (European Chemicals Agency) is on the right. A version number '[3.1.1.b462] - [2016-06-13_15-48-28]' is at the bottom center.

Beoordeel uw bedrijfsgrootte

The screenshot shows the 'Manage company' interface in REACH-IT. A blue arrow points from the 'Company size' menu item to a text box. A red box highlights the 'Update company size' button in the 'History' section. Another red box highlights the 'Documentary evidence' section header, and a third red box highlights the 'Add document' button. The 'Documentary evidence' table lists two entries: an annual tax declaration for 2016 and official financial statements for 2015.

REACH-IT helpt u uw bedrijfsgrootte te beoordelen.
Klik in het menu op *Company size* om:

- de ontwikkeling van uw bedrijfsgrootte te bekijken;
- uw bedrijfsgrootte bij te werken;
- een contactpersoon te bekijken of bij te werken en
- schriftelijke bewijsstukken te bekijken of toe te voegen.

U moet wellicht naar beneden scrollen om het gedeelte met schriftelijke bewijsstukken te vinden.

Date	Fiscal year	Type	Related to	Language	Name
10/05/2016	2016	Annual tax declaration	My company	français (fr)	\\echa\data\users\lu07093\My...
10/05/2016	2015	Official financial statements	My company	français (fr)	\\echa\data\users\lu07093\My...

Beoordeel uw bedrijfsgrootte

Declare company size

● Understand the company size definition
 ● Declare company size
 ● Confirmation

Company size: Medium

Contact person: * ● Please let us know the contact person for this submission. We might need to contact them.

Assign contact person

Are you an only representative: * ●

NO
 YES

Ownership structure type: * ●

My enterprise holds less than 25% (capital or voting rights) in another and/or another holds less than 25% in mine.

My enterprise holds directly or indirectly more than 50% of the shareholders' or members' voting rights in another and/or another holds directly or indirectly more than 50% in mine.

My enterprise holds solely or jointly, directly or indirectly, at least 25%, but no more than 50% in another and/or another holds solely or jointly, directly or indirectly, at least 25%, but no more than 50%, in mine.

Autonomous ●
 Linked ●
 Partner ●

Upload ownership structure drawing: * ● Please upload your file

📎 Drag and drop or click to select file

Closure date of accounting period: *

Day
Month

← Back to understand the company size definition
Continue to confirmation →

Manage company

Company information Export Update

Update company size

Info SMEs are defined as enterprises which employ fewer than 250 persons and whose either annual turnover does not exceed 50 million euros or annual balance sheet total does not exceed 43 million euros. The headcount and financial data also needs to include data of partner and linked enterprises where these are applicable.

Warning IF ECHA finds that the company size is incorrect, you may have to pay the administrative charge and also the balance of the correct registration fees.

SME threshold

SME Category	Headcount Annual Work Unit (AWU)	Annual turnover	Annual balance sheet total
Medium	< 250	≤ €50 million	≤ €43 million
Small	< 50	≤ €10 million	≤ €10 million
Small	< 10	≤ €2 million	≤ €2 million

REACH-IT helpt u uw bedrijfsgrootte te beoordelen. Lees de beschikbare informatie goed door. Als u nog vragen hebt, raadpleeg dan het hulppictogram in de rechterbovenhoek van de pagina.

Instellingen voor e-mailkennisgevingen

Menu

Submit

Submit a dossier

Alternative chemical

- Webform

Application for

- Upload a IUCLID

Classification and labelling notification

Substances

Co-registrants

Pre-registrations and pre-SIEFs

Manage company

Company information

Company size

Contacts

Email notification settings

Legal entity change

- Initiate a legal entity change

Export Update

Email notification settings

Add new notification address

Available email addresses: ?

Here is the report for **03/06/2016**.

Party name: **Sand's chemicals and family**

Party UUID: **ECHA-c1eabb3a-cd08-4709-8eaa-14a04e36f0f6**

2 tasks were created since last notification.

Subject	Type	Related to	Deadline
Verify and pay your invoice - TA610725-47	Invoice	TA610725-47	04/06/2016
Update your dossier after technical completeness check failure	Submission	TA610725-47	03/06/2016

8 messages were created since last notification.

Subject	Type	Related to	Date
Dossier submission accepted after business rules check	Submission	AC610737-57	03/06/2016
Confirmation of dossier submission	Submission	AC610737-57	03/06/2016
Dossier submission accepted after business rules check	Submission	TA610725-47	03/06/2016
Confirmation of dossier submission	Submission	TA610725-47	03/06/2016
Joint submission updated	Joint submission		03/06/2016
Joint submission membership confirmed	Joint submission		03/06/2016
Joint submission membership confirmed	Joint submission		03/06/2016
Confirmation of pre-registration submission	Submission	JM610710-44	03/06/2016

If you do not have a REACH-IT account, please contact your manager.

This notification was created on **01:03 04/06/2016**

The screenshot shows the REACH-IT application interface. At the top, there is a navigation bar with the REACH-IT logo, a search bar, and several notification icons: Tasks (30), Substances, Messages (70), and a quick search option. Below the navigation bar is a menu dropdown and a help icon (a square with a question mark) highlighted by a red box. A callout box points to this icon with the following text:

Binnen REACH-IT zijn hulppictogrammen beschikbaar die belangrijke informatie weergeven. Ze zijn specifiek voor de verschillende pagina's in de applicatie.

Mocht u tijdens het navigeren vragen hebben, klikt u dan op het hulppictogram.

The main content area features three large circular cards:

- Submit a dossier**: Includes an icon of a folder with a plus sign. Below it, text says "Prepare online in REACH-IT" and "Upload a IUCLID dossier Webform applications". A "View all types" button is at the bottom.
- Tasks (30)**: Includes an icon of a document with a downward arrow. Below it, a circular gauge shows 6 New tasks, 1 Close to deadline, and 26 Passed deadline. A "View all tasks" button is at the bottom.
- Substances (19)**: Includes an icon of a flask. Below it, a circular gauge shows 0 My favourites, 4 In progress submissions, and 0 Failed submissions. A "View all substances" button is at the bottom.

The footer contains links for "Discover REACH-IT", "FAQ", "Contact ECHA Helpdesk", and "ECHA-term". The ECHA logo (European Chemicals Agency) is on the right. A version number "[3.1.1.b462] - [2016-06-13_15-48-28]" is at the bottom center.

Zoekopdrachten

The screenshot shows the REACH-IT user interface. At the top, there is a navigation bar with the REACH-IT logo, a menu, and several notification icons: 'Tasks (30)', 'Substances', 'Messages (70)', and 'Quick search by number'. A search icon is also present. Two callout boxes provide instructions:

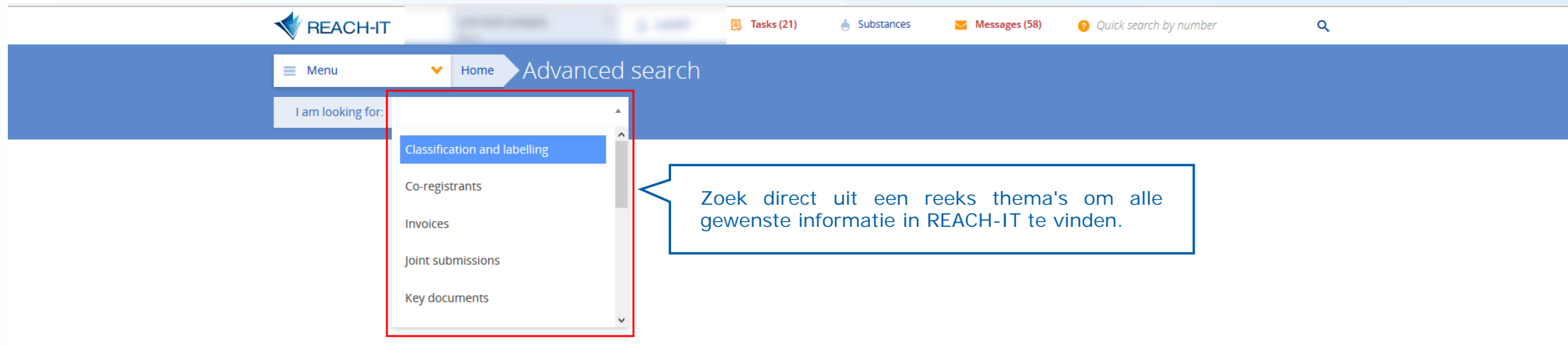
- Left callout:** "Gebruik het snelzoekveld *Quick search by number* door de criteria te typen waarnaar u zoekt: indieningsnummer, referentienummer, EG- of CAS-nummer of factuur- en communicatienummers." (Use the quick search field *Quick search by number* by typing the criteria you are looking for: application number, reference number, EG- or CAS number or invoice and communication numbers.)
- Right callout:** "Met een klik op het pictogram *Advanced search* gaat u naar de pagina voor geavanceerd zoeken, waar u uit een reeks zoekthema's kunt kiezen." (With a click on the *Advanced search* icon you go to the page for advanced search, where you can choose from a series of search topics.)

Below the navigation bar, there are three main sections:

- Submit a dossier:** Includes an icon of a folder with a plus sign. Below it, text says "Prepare online in REACH-IT" and "Upload a IUCLID dossier Webform applications". A button at the bottom says "View all types".
- Tasks (30):** Includes an icon of a document with a downward arrow. Below it, a circular gauge shows "6 New", "1 Close to deadline", and "26 Passed deadline". A button at the bottom says "View all tasks".
- Substances (19):** Includes an icon of a flask. Below it, a circular gauge shows "0 My favourites", "4 In progress submissions", and "0 Failed submissions". A button at the bottom says "View all substances".

At the bottom of the page, there is a footer with links: "Discover REACH-IT", "FAQ", "Contact ECHA Helpdesk", and "ECHA-term". The ECHA logo (European Chemicals Agency) is on the right. A small reference code "[3.1.1.b462] - [2016-06-13_15-48-28]" is at the bottom center.

Geavanceerd zoeken



REACH-IT

Tasks (21) Substances Messages (58) Quick search by number

Menu Home Advanced search

I am looking for:

- Classification and labelling
- Co-registrants
- Invoices
- Joint submissions
- Key documents

Zoek direct uit een reeks thema's om alle gewenste informatie in REACH-IT te vinden.

Geavanceerd zoeken

Menu Home Advanced search

I am looking for: Joint submissions

Locate

Filters

Substance identity (EC, CAS, Name): Please enter a minimum of three characters

Company role: You may select multiple items

Registration type: You may select one item

Joint submission name: Please enter a minimum of three characters

Show other joint submissions? Favorite substances only?

Search Clear

Gebruik de beschikbare filters en zoekcriteria om informatie over het betreffende thema te vinden.

Themahulpknoppen geven nuttige informatie. Klik op de knoppen voor de beschrijvingen.

Door relevante vakjes te kiezen, worden verschillende zoekresultaten weergegeven.

Results 7 results found

Joint submission name	Substance name	EC number	CAS number	Company role
H4R_Rosin_232-475-7	Rosin	232-475-7	8050-09-7	Member
JS-264-843-8	4,5-dichloro-2-octyl-2H-isothiazol-3-one	264-843-8	64359-81-5	Lead
JS-278-614-5	(+)-10,11-dihydro-5-methyl-5H-dibenzo[a,d]cyclohepten-5,10-...	278-614-5	77086-22-7	Lead
JS-943-264-0	Sandrine	943-264-0		Member
JS-943-265-6	Emilie	943-265-6		Member
JS-943-266-1	Chloé	943-266-1		Lead

Algemene weergave

Menu Home Advanced search

I am looking for: Joint submissions

Locate

Substance identity (EC, CAS, Name): *Please enter a minimum of three characters*

Joint submission name: *Please enter a minimum of three characters*

Reference number: *Please enter a minimum of three characters*

Search Clear

Filters

Klik op *Search* nadat u uw zoekcriteria hebt ingevoerd.

Als u niet de resultaten vindt waarnaar u zoekt, probeer dan andere zoekcriteria te gebruiken en klik opnieuw op *Search*.

Results 7 results found

Download results

Joint submission name	Substance name	EC number	CAS number	Company role
H4R_Rosin...	Rosin	232-475-7	8050-09-7	Member
JS-264-81	...	264-843-8	64359-81-5	Lead
JS-278-61	...	278-614-5	77086-22-7	Lead
JS-943-264-0	Sandrine	943-264-0		Member
JS-943-265-6	Emilie	943-265-6		Member
JS-943-266-1	Chloé	943-266-1		Lead

Sorteer uw resultaten door te klikken op de beschikbare pijlpictogrammen.

Algemene weergave

Menu Home **Advanced search**

I am looking for: **Joint submissions**

Locate Filters

Substance identity (EC, CAS, Name):	Please enter a minimum of three characters	Company role:	You may select multiple items		
Joint submission name:	Please enter a minimum of three characters	Registration type:	You may select one item		
Reference number:	Please enter a minimum of three characters	Show other joint submissions?	<input type="checkbox"/>	Favorite substances only?	<input type="checkbox"/>

Search Clear

Results 7 results found

Download results

Joint submission name	Substance name	EC number	CAS number	Company role	
H4R_Rosin_232-475-7	Rosin	232-475-7	8050-09-7	Member	▼
JS-264-843-8	4,5-dichloro-2-octyl-2H-isothiazol-3-one	264-843-8	64359-81-5	Lead	▼
JS-278-614-5	(+)-10,11-dihydro-5-methyl-5H-dibenzo[a,d]cyclohepten-5,10-...	278-614-5		Lead	▼
JS-943-264-0	Sandrine	943-264-0		Member	▼
JS-943-265-6	Emilie	943-265-6		Member	▼
JS-943-266-1	Chloé	943-266-1		Lead	▼

Klik op de pijlpictogrammen om velden te vergroten en meer informatie te vinden.

Algemene weergave

Menu Home **Advanced search**

I am looking for: Joint submissions

Locate Filters

Substance identity (EC, CAS, Name):	Please enter a minimum of three characters	Company role:	You may select multiple items		
Joint submission name:	Please enter a minimum of three characters	Registration type:	You may select one item		
Reference number:	Please enter a minimum of three characters	Show other joint submissions?	<input type="checkbox"/>	Favorite substances only?	<input type="checkbox"/>

Search Clear

Results 7 results found [Download results](#)

Joint submission name	Substance name	EC number	Company role
H4R_Rosin_232-475-7	Rosin	232-475-7	

Lead registrant: [blurred]
Registration type: Full
Supplementary information: No supplementary information has been provided

[View joint submission](#)

Klik op de pijlpictogrammen om de velden te verbergen.

Als u op blauwe knoppen klikt, wordt u naar de desbetreffende pagina doorgestuurd.

Algemene weergave

Menu Home Joint submissions H4R_Rosin_232-475-7

Overview

Submit a IUCLID Dossier Create and submit online Export assigned EC number

Lead dossier Submitted

Substance	Registration type	Tonnage band	Lead registrant contact
Name Rosin	Full	> 1000 tpa	[Redacted]
EC number 232-475-7	Joint submission name H4R_Rosin_232-475-7	Guidance on safe use Provided by lead	[Redacted]
CAS number 8050-09-7	Supplementary information -	Chemical safety report Not provided by lead	[Redacted]
			Publication acceptance No

Own dossier Submitted

Reference number N/A

Company role
Member

Joint submission contact

Contact details

[Redacted]

Edit

Third party representative

[Redacted]

Edit

Scope of the joint submission

Als u op oranje actieknoppen klikt, kunt u de aangegeven acties uitvoeren.

Lees het hulpvenster op de pagina voor aanvullende vragen.

Algemene weergave

Menu Home Joint submissions H4R_Rosin_232-475-7

Overview Submit a IUCLID Dossier Create and submit online Export assigned EC number

Klik op *Menu* als u naar een andere pagina wilt gaan. Vanuit dit menu vindt u alle informatie waartoe u binnen REACH-IT toegang hebt.

Name	Registration type	Tonnage band	Lead registration contact
Rosin	Full	> 1000 tpa	
EC number	Joint submission name	Guidance on safe use	
232-475-7	H4R_Rosin_232-475-7	Provided by lead	
CAS number	Supplementary information	Chemical safety report	
8050-09-7	-	Not provided by lead	
			Publication acceptance No

Own dossier Submitted

Reference number
N/A
Company role
Member

Joint submission contact

Contact details

Edit

Third party representative

Scope of the joint submission

Scroll eventueel tot onderaan de pagina of klik op de pijlpictogrammen om de velden te vergroten voor meer informatie.

Ondersteuning

The screenshot shows the REACH-IT dashboard with a top navigation bar containing 'Tasks (30)', 'Substances', 'Messages (70)', and a search bar. Below the navigation bar are three main sections: 'Submit a dossier', 'Tasks (30)', and 'Substances (19)'. Each section has a callout box with support information. The 'Submit a dossier' callout points to the 'FAQ' and 'Contact ECHA Helpdesk' links in the footer. The 'Tasks' callout points to the 'View all tasks' button. The 'Substances' callout points to the 'View all substances' button. The footer also contains the ECHA logo and version information.

REACH-IT

Tasks (30) Substances Messages (70) Quick search by number

Menu

Submit a dossier

Tasks (30)

Substances (19)

Raadpleeg de Vraagbaak (FAQ) van ECHA of klik op *Contact ECHA Helpdesk* voor meer ondersteuning.

View all types

View all tasks

Het ECHA-logo brengt u naar de startpagina van ECHA waar u meer informatie kunt vinden.

View all substances

Discover REACH-IT [FAQ](#) [Contact ECHA Helpdesk](#) [ECHA-term](#)

[3.1.1.b462] - [2016-06-13_15-48-28]

ECHA
EUROPEAN CHEMICALS AGENCY

Dank u!

Meld u aan voor onze nieuwsberichten op:
echa.europa.eu/subscribe

Volg ons op Twitter:
[@EU_ECHA](https://twitter.com/EU_ECHA)

Volg ons op Facebook:
facebook.com/EUECHA