

IT tool developments: IUCLID 6

Biocides Stakeholders' Day

1 September 2016

Dorota Burchard-Sosnowska
Computational Assessment & Dissemination
European Chemicals Agency



Biocides IT tools



To manage your data and prepare dossiers



To create and edit your SPC



To submit and manage your dossiers

In the next 15 minutes..

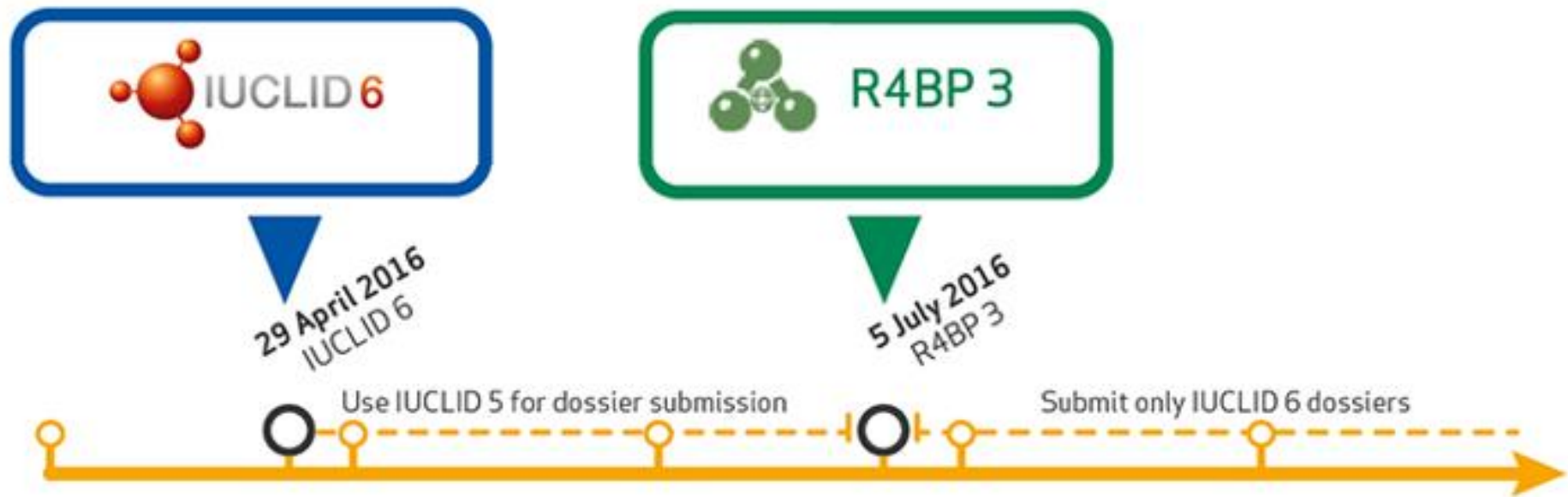
- Latest news on IUCLID
- Improvements to help you
 - ✓ IUCLID 6 desktop installation
 - ✓ Documentation
- Biocides-specific features
 - ✓ Biocides data in IUCLID
 - ✓ Creating and updating your dossier
- What's upcoming



Latest news on IUCLID



IUCLID 6 release



IUCLID 6 users...

- Profit from 10 years of experience with the tool
- Easily manage their data:
 - ✓ organise
 - ✓ compare
 - ✓ update
- Benefit from a level playing field
- Use IUCLID free of charge

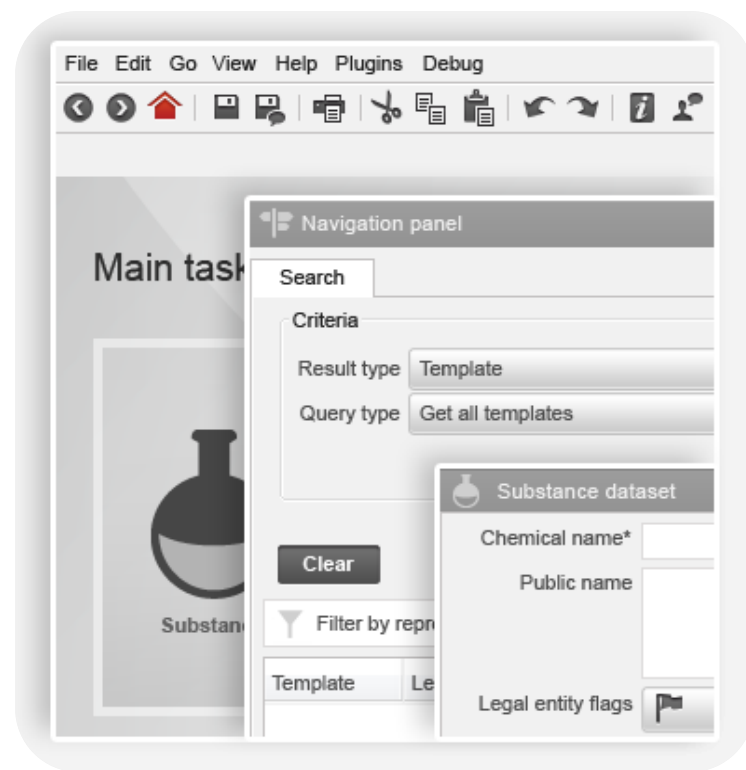


Further improvements

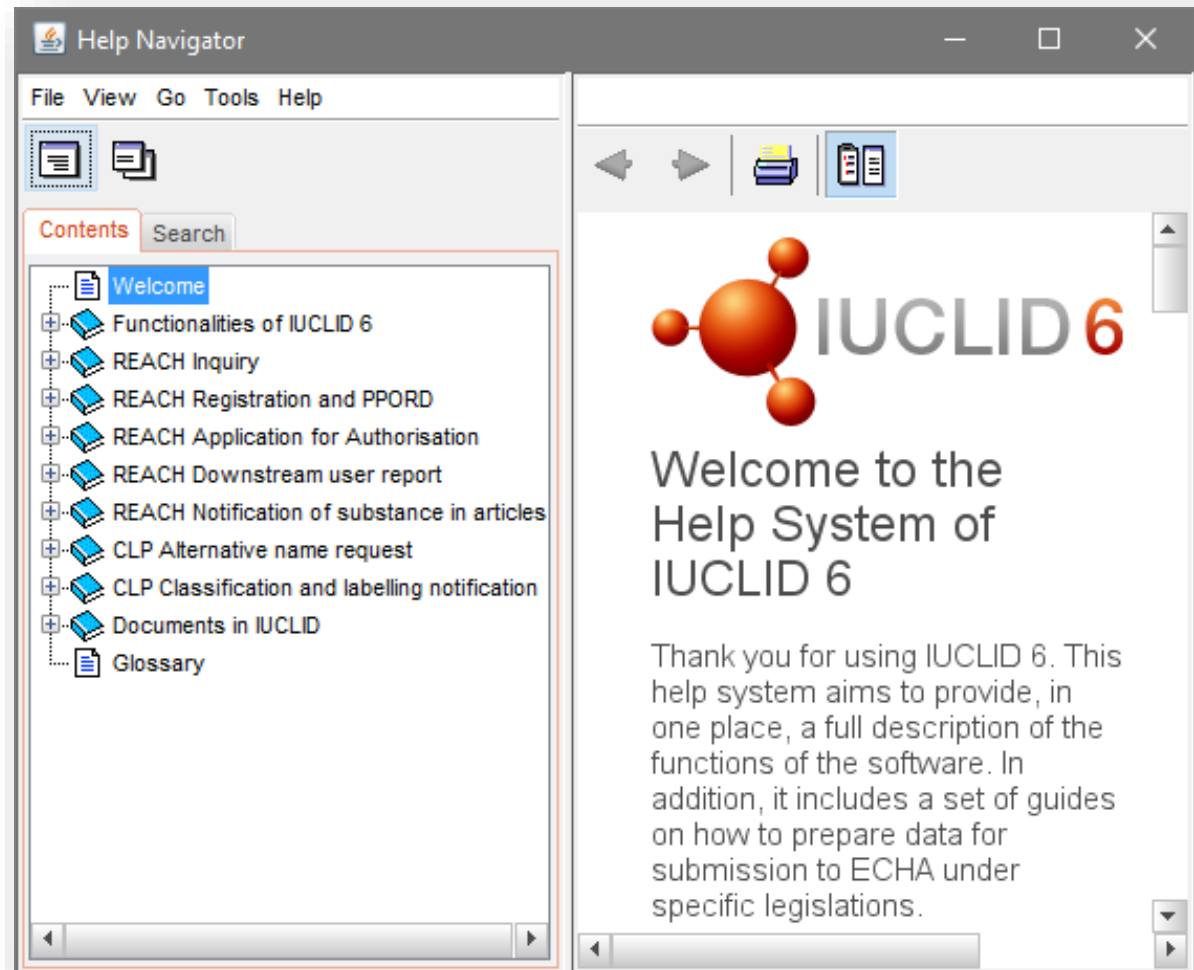


IUCLID 6 desktop version

- Installer contains all the elements needed to run IUCLID
- Installation in a few clicks
- Migration of your IUCLID 5 data
- Desktop version + one user = you don't need to log in



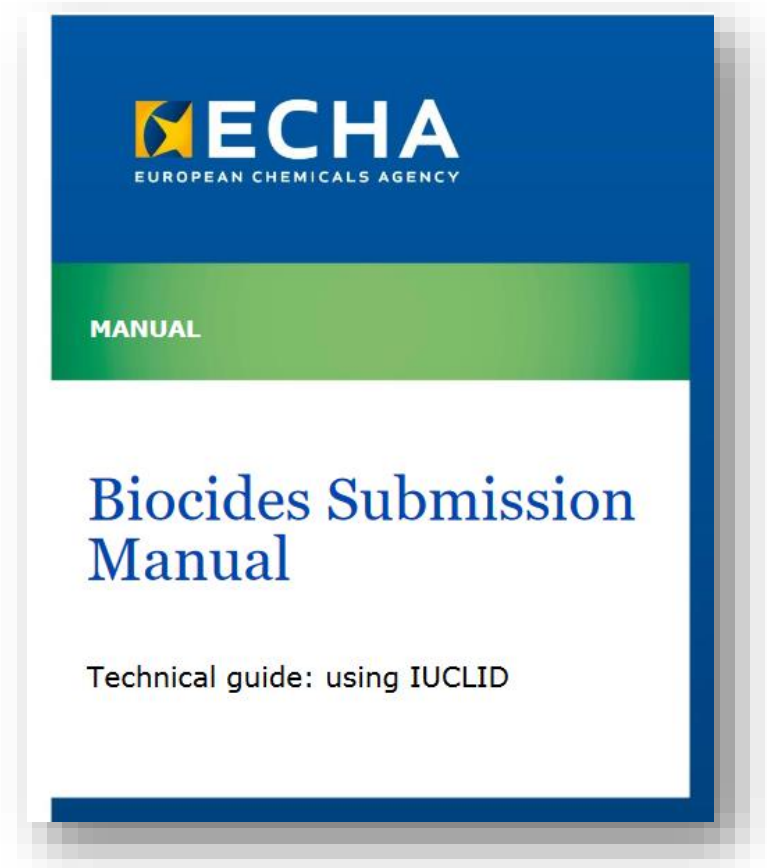
Need help? Press F1



More help?

- Technical guide: using IUCLID

Available soon
in IUCLID



**What do I need to put in
my IUCLID 6 dossier?**



Your biocidal product



Your
product



Navigation panel


Search **TOC** Annotations

BPR Biocidal product authorisation

Text filter

- 0 Related information
- 1 Applicant
- 2 Identity of the biocidal product
- 3 Physical, chemical and technical properties
- 4 Physical hazards and respective character
- 5 Methods of detection and identification
- 6 Effectiveness against target organisms
- 7 Intended uses and exposure
- 8 Toxicological profile for humans and animals
- 9 Ecotoxicological studies
- 10 Environmental fate and behaviour
- 11 Measures to protect humans, animals and the enviro
- 12 Classification & Labelling
- 13 Summary and evaluation

Table of contents
of your product



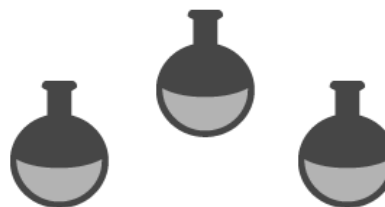
Starting point for each submission type

**Representative
biocidal product:**



one active substance

**Biocidal product
to be authorised:**



one or more
active substances



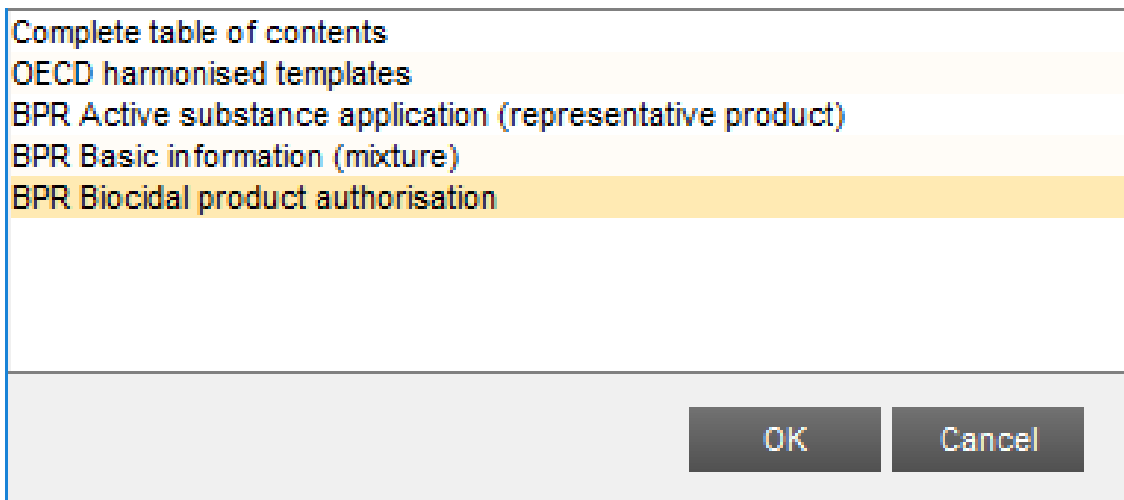
other substances and mixtures

Biocidal product - where to fill in data

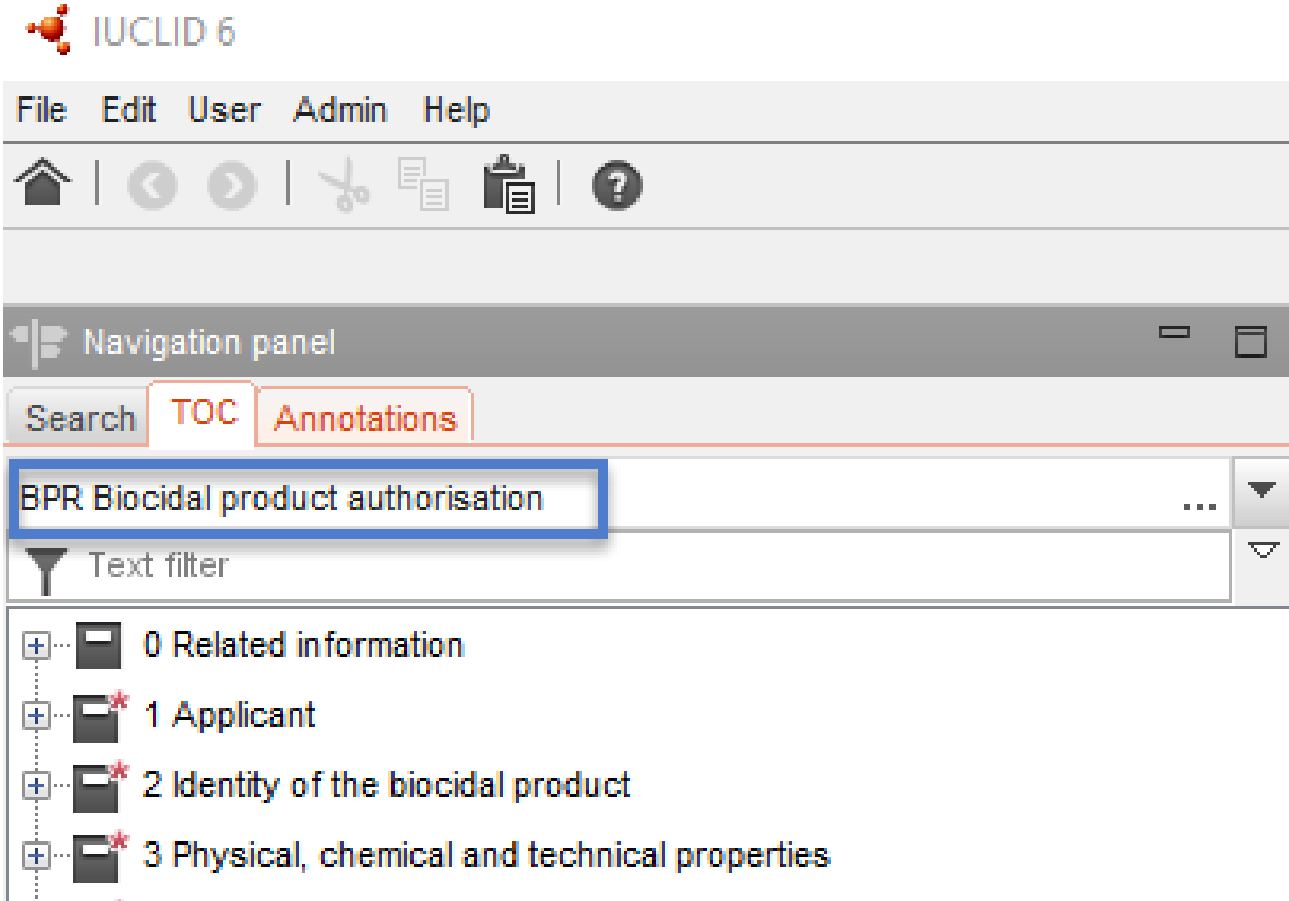
- BPR active substance application (representative product)



- BPR biocidal product authorisation



Biocidal product - where to fill in data

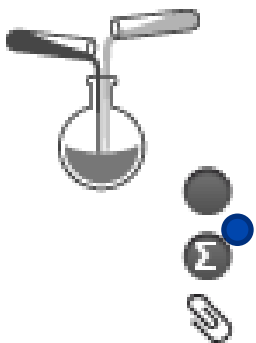


The screenshot displays the IUCLID 6 software interface. At the top left, there is a red molecular structure icon followed by the text "IUCLID 6". Below this is a menu bar with "File", "Edit", "User", "Admin", and "Help". A toolbar contains icons for home, navigation, cut, copy, paste, and help. A "Navigation panel" is visible, containing tabs for "Search", "TOC", and "Annotations". The "TOC" tab is active, and a search box contains the text "BPR Biocidal product authorisation". Below the search box is a "Text filter" section. The main content area shows a list of sections with expand/collapse icons and a document icon:

- 0 Related information
- 1 Applicant
- 2 Identity of the biocidal product
- 3 Physical, chemical and technical properties

A small icon of a round-bottom flask with a stopper is positioned to the left of the search box.

Biocidal product




Data for your product:

- Study summaries
- Endpoint summaries
- Attachments

BPR Annex III requirements

Biocidal product composition



2.3 Biocidal product composition



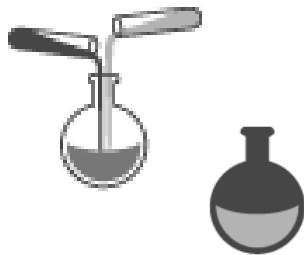
Biocidal product composition.001

Components ^



	▼ ▲ ⊕
Active substance 1, 0.005 % (w/w)	▼ ▲ ⊕ ✕
Dye substance, 9.0 % (w/w)	▼ ▲ ⊕ ✕
Solvent substance / triphenylene / triphenylene / 217-59-4, 90.0 % (w/w)	▼ ▲ ⊕ ✕

Biocidal product components




Your active
substance

Biocidal product components

- Substance datasets
 - Active substance information
 - Substance of concern
 - Basic information (substance)
- Mixture datasets
 - Basic information (mixture)



 IUCLID 6

File Edit User Admin Help

Navigation panel

Search TOC Annotations

BPR Active substance information

Text filter

- 0 Related information
- 1 Applicant
- 2 Identity of the active substance

Biocidal product components



Data for your active substance

- Study summaries
- Endpoint summaries
- Attachments

BPR Annex II requirements

Filling the data into predefined fields helps

- **Organising data**
- **Accessing information**
- **Comparing**
- **Updating**
- Evaluating
- Publishing data

Biocidal product

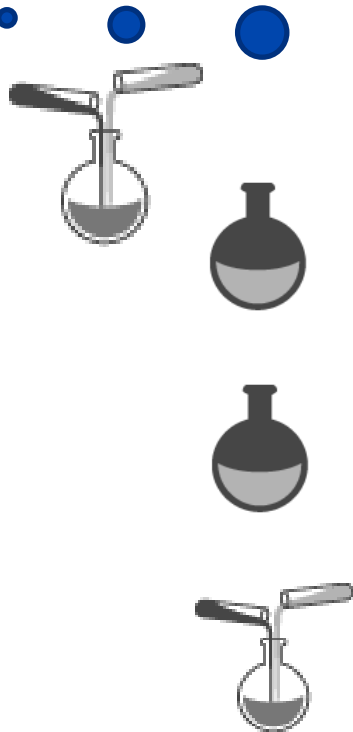


Biocides dossier



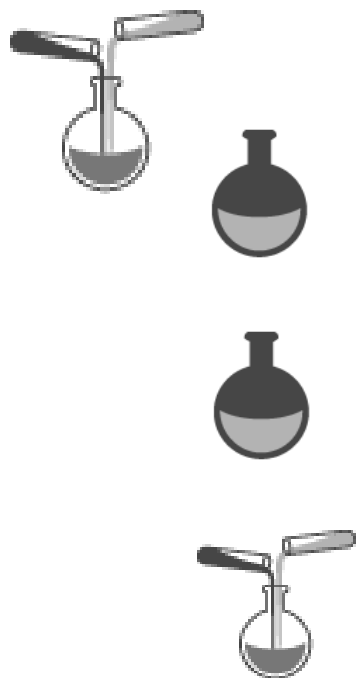
IUCLID
dossier

What's in a biocides dossier?



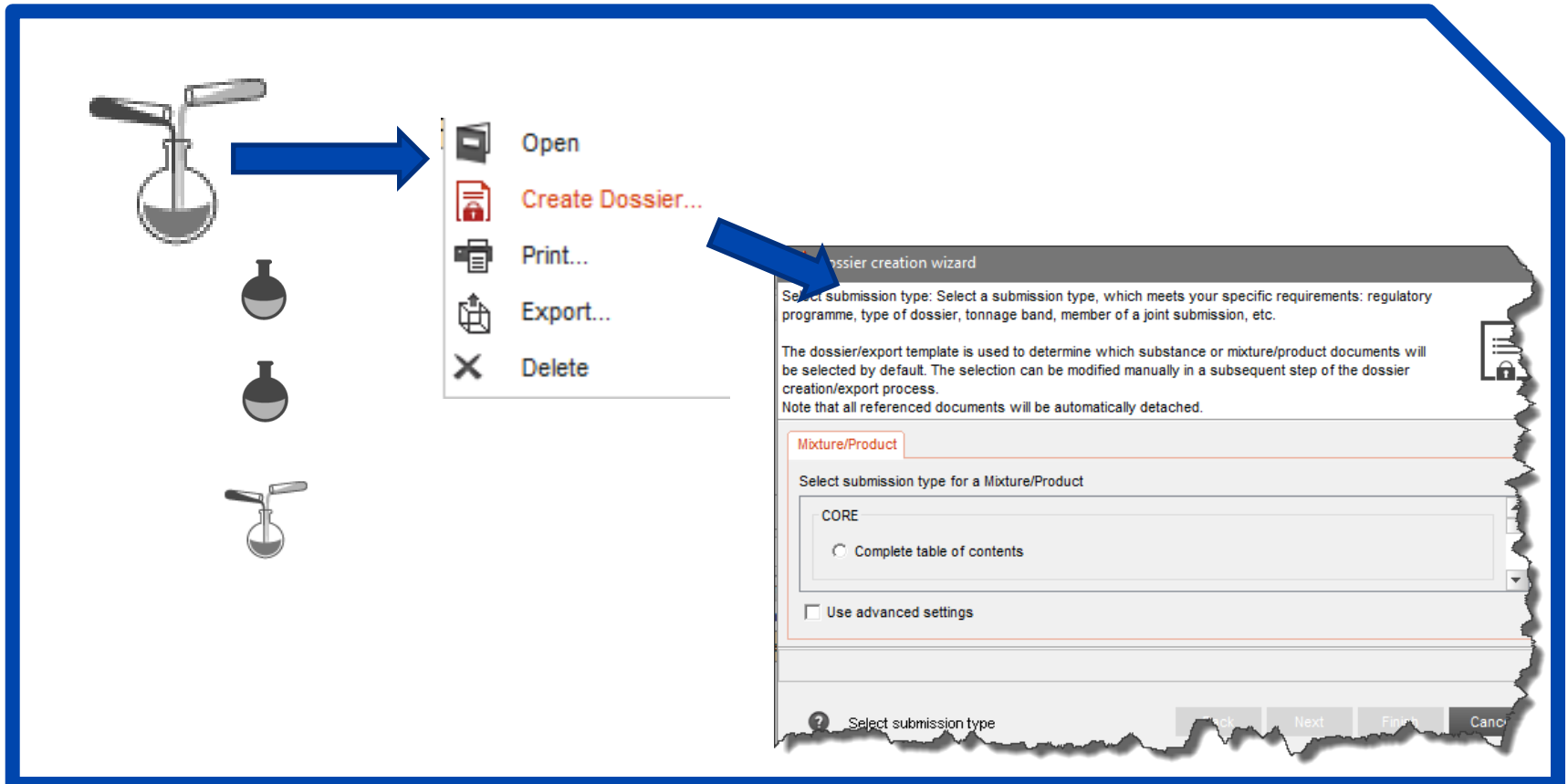
Before submission, all
data is copied to a
dossier

Update of biocides data in IUCLID



All these elements can be edited, updated with additional information

Dossier creation



The image illustrates the process of creating a dossier in a software application. On the left, a set of icons representing chemical equipment (a flask with a stirrer, two smaller flasks, and another flask with a stirrer) is shown. A blue arrow points from the top flask icon to a context menu. The menu contains the following options:

- Open
- Create Dossier...** (highlighted in red)
- Print...
- Export...
- Delete

A second blue arrow points from the 'Create Dossier...' menu item to a 'Dossier creation wizard' dialog box. The dialog box contains the following text and options:

Select submission type: Select a submission type, which meets your specific requirements: regulatory programme, type of dossier, tonnage band, member of a joint submission, etc.

The dossier/export template is used to determine which substance or mixture/product documents will be selected by default. The selection can be modified manually in a subsequent step of the dossier creation/export process.

Note that all referenced documents will be automatically detached.

Mixture/Product

Select submission type for a Mixture/Product

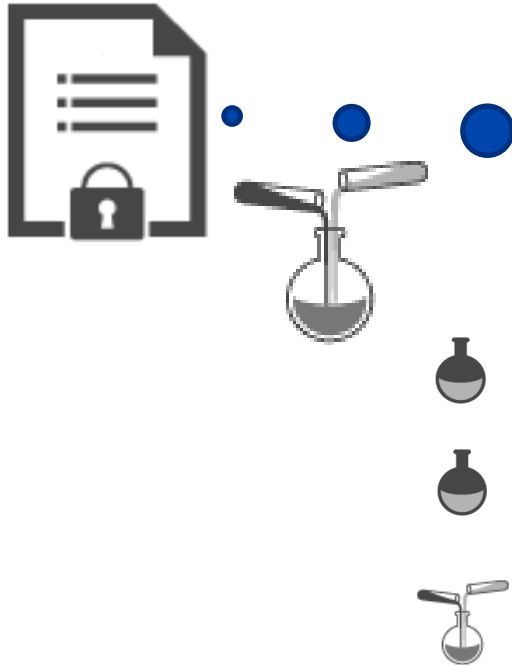
CORE

Complete table of contents

Use advanced settings

At the bottom of the dialog box, there is a status bar with a question mark icon and the text 'Select submission type', and navigation buttons for 'Back', 'Next', 'Finish', and 'Cancel'.

Export




Export your IUCLID dossier as a file and submit it using R4BP 3

Planned updates



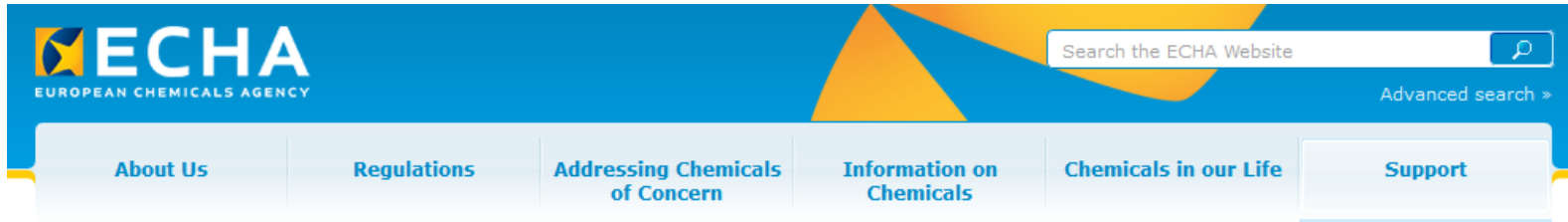
Future improvements

- September 2016
 - Dossier comparison
 - Import improvement
 - Inventory management
- This autumn on the IUCLID 6 website
 - IUCLID data extraction to support SPC drafting with the SPC Editor
 - List of references
- January 2017
 - Advanced search (1st version)



Support





ECHA
EUROPEAN CHEMICALS AGENCY

Search the ECHA Website

Advanced search >

- About Us
- Regulations
- Addressing Chemicals of Concern
- Information on Chemicals
- Chemicals in our Life
- Support**

ECHA > Support > Dossier Submission Tools > R4BP 3 > Biocides Submission Manuals



- + About Us
- + Regulations
- + Addressing Chemicals of Concern
- + Information on Chemicals
- + Chemicals in our Life
- Support
 - + Guidance
 - + Getting started
 - > Q&As Support
 - > Testing methods and alternatives
 - + Webinars
 - Dossier Submission Tools
 - > Manuals

Biocides Submission Manuals

The aim of the Biocides Submission Manual (BSM) series is to provide industry users with detailed and illustrative technical assistance. The BSM series describes how to build IUCLID dossiers for the various Biocidal Product Regulation applications and how to submit and manage those applications in R4BP 3 until a successful outcome is achieved.

▼ Technical guides


- > BSM Technical guide: using IUCLID [PDF] [EN]
- > BSM Technical guide: using R4BP 3 [PDF] [EN]
- > BSM Technical guide: using SPC [PDF] [EN]
 - > Addendum to the technical guide [PDF] [EN]

> Application instructions

> Process manuals

<https://echa.europa.eu/support/dossier-submission-tools/r4bp/biocides-submission-manuals>

Contact us



Sign In

Advanced search »

Home IUCLID Product Download Software Support News

IUCLID > Support



Support



Documentation

Find anything you want to improve or enhance your knowledge in many issues related to IUCLID 6.

[Read more](#)



Frequently Asked Questions

Have any questions? Need some quick answers? Here you will find everything you need.

[Read more](#)



Get IUCLID data

Get access to IUCLID data such as reference substances or inventories.

[Read more](#)



Helpdesk

Do not hesitate to contact the ECHA Helpdesk if you have additional questions regarding the use of IUCLID 6.

[Get help](#)

<https://iuclid6.echa.europa.eu/>

Key messages



Key messages

IUCLID 6 is
here,
improved and
simplified

More
improvements
coming soon

We want your
feedback

Thank you

dorota.burchard-
sosnowska@echa.europa.eu

Subscribe to our news at
echa.europa.eu/subscribe

Follow us on Twitter
[@EU_ECHA](https://twitter.com/EU_ECHA)

Follow us on Facebook
[Facebook.com/EUECHA](https://www.facebook.com/EUECHA)

